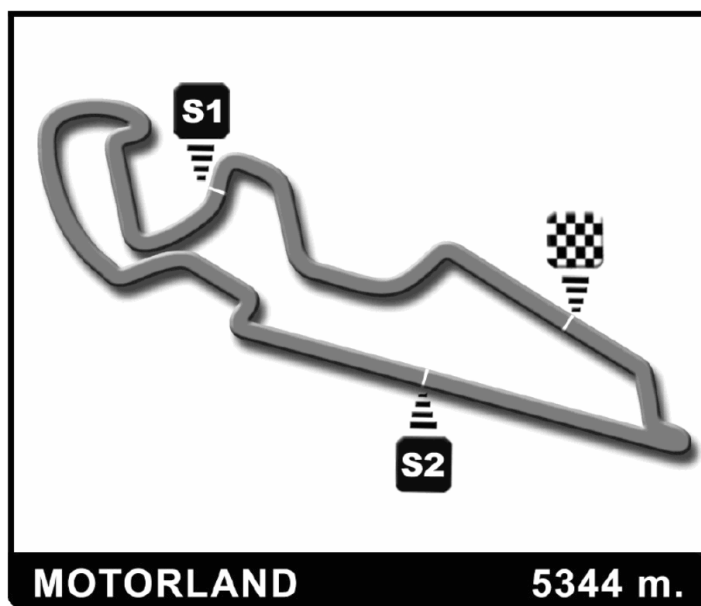
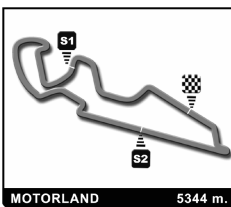


CAMPEONATO DE VELOCIDAD

VIII TROFEO MOTORLAND ARAGON

Resultados





VIII TROFEO MOTORLAND ARAGON CAMPEONATO DE VELOCIDAD

Entrenamientos Libres

Clasificación

Nº	Piloto	Nac	Equipo	Coche		Tiempo	Vlt.	Total	Dif.	Km/h	
1	5	Jesús M. MUNIESA	A. C. CIRCUITO GUADALOPE	Porsche 996 GT3 RS 3.6	4	2:12.512	10	12	-	-	145.2
2	3	Harriet ARRUABARRENA	PCR SPORT	Seat Leon 2.0	3	2:14.470	9	11	+1.958	+1.958	143.1
3	7	David SANCHEZ	A. C. CIRCUITO GUADALOPE	Seat Leon Supercopa 2.0	3	2:16.995	11	12	+4.483	+2.525	140.5
4	125	J. Carlos RODRIGUEZ	J. C. RODRIGUEZ BARCALA	Seat Leon 1.8 T	3	2:25.561	12	12	+13.049	+8.566	132.2
5	39	Daniel OLIVER	A. C. CIRCUITO GUADALOPE	Renault Clio 2.0	2	2:25.991	8	10	+13.479	+0.430	131.8
6	91	Jordi EGUI	VRT	Renault Clio Cup 2.0	2	2:26.246	10	11	+13.734	+0.255	131.6
7	16	Angel M. MARTINEZ	A. C. CIRCUITO GUADALOPE	Renault Megane 2.0	2	2:27.041	5	6	+14.529	+0.795	130.9
8	88	Luis LOPEZ	A. C. CIRCUITO GUADALOPE	Renault Clio Cup 2.0	2	2:27.057	5	9	+14.545	+0.016	130.8
9	4	Joaquin RODRIGO	AUTOMOVIL CLUB ZARAGOZA	Renault Clio Cup 2.0	2	2:27.800	4	8	+15.288	+0.743	130.2
10	128	Fernando ZABALZA	ESCUDERIA SAN FERMIN	Honda CRX 1.8	2	2:35.219	3	4	+22.707	+7.419	124.0
11	8	Iván PEREZ	A. C. CIRCUITO GUADALOPE	Citroen AX Sport	1	2:40.975	3	4	+28.463	+5.756	119.5
12	126	Julio GARDE	ESCUDERIA SAN FERMIN	Hyundai Accent 2.0	2	2:42.115	5	7	+29.603	+1.140	118.7
13	34	Oscar SORIANO	SLT RACING	Hyundai Getz Cup 1.5	1	2:43.534	6	7	+31.022	+1.419	117.7
14	6	Albert / Alex COSIN	ALEX COSIN CAMPS	Volkswagen Golf GTI 1.8	CLASICO	2:43.723	2	9	+31.211	+0.189	117.5
15	130	Sergio PERALTA	A. C. CIRCUITO GUADALOPE	Hyundai Accent GT 1.6	1	2:43.824	9	11	+31.312	+0.101	117.5
16	35	Alejandro SORIANO	SLT RACING	Citroen Saxo 1.6	1	2:44.312	7	8	+31.800	+0.488	117.1
17	133	Anabel TOSTADO	ESCUDERIA OSONA	Nissan Micra Cup 1.6	1	2:47.628	9	10	+35.116	+3.316	114.8
18	132	Gonzalo MATEO	AUTOMOVIL CLUB ZARAGOZA	Porsche 928 3.0	CLASICO	2:47.679	4	6	+35.167	+0.051	114.8
19	37	Alfredo SANCHEZ	SLT RACING	Hyundai Getz 1.6	1	2:50.898	4	4	+38.386	+3.219	112.6
20	9	Jesús JOSÁ	A. C. CIRCUITO GUADALOPE	Mini Cooper 1.3	CLASICO	3:22.940	2	6	+1:10.428	+32.042	94.8
21	36	Tomás ROMANO	SLT RACING	Hyundai Getz 1.6	1						
22	44	Guillaume MEURA	A. C. CIRCUITO GUADALOPE	Volkswagen Golf GTI 1.8	ELECTRICO			4			

Vuelta Rápida Vlt. 10 Jesús M. MUNIESA **2:12.512** 145.2 Kph

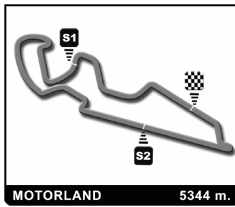
Hora de publicación:

Estado de la pista:

SECO

Director de carrera:

Cronometrador:



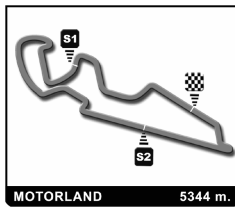
VIII TROFEO MOTORLAND ARAGON

CAMPEONATO DE VELOCIDAD

Entrenamientos Libres

MOTORLAND 5344 m. Mejores tiempos de sector

SECTOR 1			SECTOR 2			SECTOR 3			Pos	Piloto	Vuelta Ideal	Mejor Vuelta
Pos	Piloto	Tiempo	Piloto	Tiempo	Piloto	Tiempo	Pos	Piloto				
1	5 J.MUNIESA	35.010	5 J.MUNIESA	1:07.308	5 J.MUNIESA	29.519	1	5 J.MUNIESA	2'11.837	2:12.512	(1)	
2	3 H.ARRUABARRENA	35.192	3 H.ARRUABARRENA	1:08.350	3 H.ARRUABARRENA	30.887	2	3 H.ARRUABARRENA	2'14.429	2:14.470	(2)	
3	7 D.SANCHEZ	35.919	7 D.SANCHEZ	1:09.378	7 D.SANCHEZ	31.698	3	7 D.SANCHEZ	2'16.995	2:16.995	(3)	
4	125 J.RODRIGUEZ	37.763	4 J.RODRIGO	1:13.055	39 D.OLIVER	33.845	4	4 J.RODRIGO	2'25.176	2:27.800	(9)	
5	4 J.RODRIGO	37.854	125 J.RODRIGUEZ	1:13.410	16 A.MARTINEZ	33.993	5	39 D.OLIVER	2'25.485	2:25.991	(5)	
6	91 J.EGUI	37.889	39 D.OLIVER	1:13.478	4 J.RODRIGO	34.267	6	125 J.RODRIGUEZ	2'25.561	2:25.561	(4)	
7	39 D.OLIVER	38.162	88 L.LOPEZ	1:13.512	88 L.LOPEZ	34.306	7	91 J.EGUI	2'25.984	2:26.246	(6)	
8	16 A.MARTINEZ	38.890	91 J.EGUI	1:13.696	125 J.RODRIGUEZ	34.388	8	88 L.LOPEZ	2'26.765	2:27.057	(8)	
9	88 L.LOPEZ	38.947	16 A.MARTINEZ	1:14.158	91 J.EGUI	34.399	9	16 A.MARTINEZ	2'27.041	2:27.041	(7)	
10	8 I.PEREZ	41.988	128 F.ZABALZA	1:17.493	128 F.ZABALZA	34.935	10	128 F.ZABALZA	2'34.781	2:35.219	(10)	
11	6 A.COSIN	42.016	6 A.COSIN	1:19.681	8 I.PEREZ	37.022	11	8 I.PEREZ	2'39.626	2:40.975	(11)	
12	126 J.GARDE	42.183	8 I.PEREZ	1:20.616	126 J.GARDE	38.004	12	6 A.COSIN	2'40.217	2:43.723	(14)	
13	34 O.SORIANO	42.343	34 O.SORIANO	1:21.594	132 G.MATEO	38.131	13	126 J.GARDE	2'42.115	2:42.115	(12)	
14	128 F.ZABALZA	42.353	130 S.PERALTA	1:21.616	35 A.SORIANO	38.423	14	34 O.SORIANO	2'42.678	2:43.534	(13)	
15	35 A.SORIANO	43.018	126 J.GARDE	1:21.928	6 A.COSIN	38.520	15	130 S.PERALTA	2'43.550	2:43.824	(15)	
16	130 S.PERALTA	43.020	133 A.TOSTADO	1:22.529	34 O.SORIANO	38.741	16	35 A.SORIANO	2'44.186	2:44.312	(16)	
17	133 A.TOSTADO	44.338	35 A.SORIANO	1:22.745	130 S.PERALTA	38.914	17	133 A.TOSTADO	2'46.037	2:47.628	(17)	
18	132 G.MATEO	44.620	132 G.MATEO	1:23.886	133 A.TOSTADO	39.170	18	132 G.MATEO	2'46.637	2:47.679	(18)	
19	37 A.SANCHEZ	45.674	37 A.SANCHEZ	1:23.944	37 A.SANCHEZ	39.799	19	37 A.SANCHEZ	2'49.417	2:50.898	(19)	
20	9 J.JOSA	47.644	44 G.MEURA	1:34.285	9 J.JOSA	49.719	20	9 J.JOSA	3'17.406	3:22.940	(20)	
21	44 G.MEURA	5:04.863	9 J.JOSA	1:40.043	44 G.MEURA	1:01.123	21	44 G.MEURA	7'40.271			

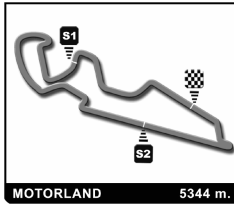


VIII TROFEO MOTORLAND ARAGON CAMPEONATO DE VELOCIDAD

Después de Entrenamientos Libres

Velocidad máxima del evento

Piloto	Equipo	Coche		V. Max	Vlt.	Sesión
5 Jesús M. MUNIESA	A. C. CIRCUITO GUADALOPE	Porsche 996 GT3 RS 3.6	4	280.9	3	Entrenamientos Oficiales
3 Harriet ARRUIBARRENA	PCR SPORT	Seat Leon 2.0	3	255.5	2	Entrenamientos Libres
7 David SANCHEZ	A. C. CIRCUITO GUADALOPE	Seat Leon Supercopa 2.0	3	250.6	9	Entrenamientos Libres
39 Daniel OLIVER	A. C. CIRCUITO GUADALOPE	Renault Clio 2.0	2	236.7	7	Entrenamientos Libres
88 Luis LOPEZ	A. C. CIRCUITO GUADALOPE	Renault Clio Cup 2.0	2	233.9	4	Entrenamientos Libres
128 Fernando ZABALZA	ESCUADERIA SAN FERMIN	Honda CRX 1.8	2	231.6	3	Entrenamientos Libres
125 J. Carlos RODRIGUEZ	J. C. RODRIGUEZ BARCALA	Seat Leon 1.8 T	3	231.1	10	Entrenamientos Libres
4 Joaquin RODRIGO	AUTOMOVIL CLUB ZARAGOZA	Renault Clio Cup 2.0	2	228.9	3	Entrenamientos Libres
132 Gonzalo MATEO	AUTOMOVIL CLUB ZARAGOZA	Porsche 928 3.0	CLASICO	227.6	1	Entrenamientos Oficiales
91 Jordi EGUI	VRT	Renault Clio Cup 2.0	2	226.3	9	Entrenamientos Libres
16 Angel M. MARTINEZ	A. C. CIRCUITO GUADALOPE	Renault Megane 2.0	2	224.2	5	Entrenamientos Libres
126 Julio GARDE	ESCUADERIA SAN FERMIN	Hyundai Accent 2.0	2	216.4	3	Entrenamientos Libres
35 Alejandro SORIANO	SLT RACING	Citroen Saxo 1.6	1	211.8	2	Entrenamientos Oficiales
8 Iván PEREZ	A. C. CIRCUITO GUADALOPE	Citroen AX Sport	1	211.0	2	Entrenamientos Oficiales
34 Oscar SORIANO	SLT RACING	Hyundai Getz Cup 1.5	1	203.8	5	Entrenamientos Libres
130 Sergio PERALTA	A. C. CIRCUITO GUADALOPE	Hyundai Accent GT 1.6	1	203.8	4	Entrenamientos Oficiales
6 Albert / Alex COSIN	ALEX COSIN CAMPS	Volkswagen Golf GTI 1.8	CLASICO	202.7	4	Entrenamientos Libres
37 Alfredo SANCHEZ	SLT RACING	Hyundai Getz 1.6	1	199.7	4	Entrenamientos Oficiales
133 Anabel TOSTADO	ESCUADERIA OSONA	Nissan Micra Cup 1.6	1	199.7	3	Entrenamientos Libres
44 Guillaume MEURA	A. C. CIRCUITO GUADALOPE	Volkswagen Golf GTI 1.8	ELECTRICO	166.4	2	Entrenamientos Libres
9 Jesús JOSA	A. C. CIRCUITO GUADALOPE	Mini Cooper 1.3	CLASICO	136.7	2	Entrenamientos Libres
36 Tomás ROMANO	SLT RACING	Hyundai Getz 1.6	1	135.6	1	Entrenamientos Libres



VIII TROFEO MOTORLAND ARAGON

CAMPEONATO DE VELOCIDAD

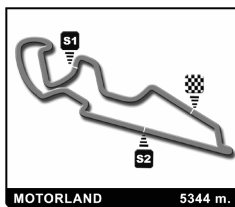
Entrenamientos Libres

MOTORLAND

5344 m.

Secuencia de vueltas rápidas

Tiempo de sesión	Piloto	Equipo	Coche	Clase	Tiempo	km/h	Vlt.
5:49.767	91 Jordi EGUI	VRT	Renault Clio Cup 2.0	2	2:40.497	119.9	2
5:57.018	3 Harriet ARRUIBARRENA	PCR SPORT	Seat Leon 2.0	3	2:30.780	127.6	2
8:30.210	7 David SANCHEZ	A. C. CIRCUITO GUADALOPE	Seat Leon Supercopa 2.0	3	2:23.046	134.5	3
11:01.790	5 Jesús M. MUNIESA	A. C. CIRCUITO GUADALOPE	Porsche 996 GT3 RS 3.6	4	2:18.517	138.9	4
14:14.543	3 Harriet ARRUIBARRENA	PCR SPORT	Seat Leon 2.0	3	2:17.347	140.1	5
19:51.365	5 Jesús M. MUNIESA	A. C. CIRCUITO GUADALOPE	Porsche 996 GT3 RS 3.6	4	2:14.491	143.1	7
23:56.820	3 Harriet ARRUIBARRENA	PCR SPORT	Seat Leon 2.0	3	2:14.470	143.1	9
24:22.177	5 Jesús M. MUNIESA	A. C. CIRCUITO GUADALOPE	Porsche 996 GT3 RS 3.6	4	2:13.988	143.6	9
26:34.689	5 Jesús M. MUNIESA	A. C. CIRCUITO GUADALOPE	Porsche 996 GT3 RS 3.6	4	2:12.512	145.2	10



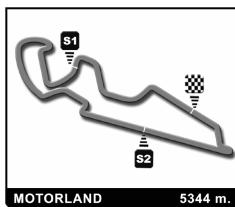
VIII TROFEO MOTORLAND ARAGON CAMPEONATO DE VELOCIDAD

Entrenamientos Libres

Vuelta a vuelta

Mejor Personal Mejor de la sesión B Cruzando la línea de meta por el pit lane.

Vlt.	Tiempo	Sector 1	Sector 2	Sector 3	Km/h	T. Sesión	Vlt.	Tiempo	Sector 1	Sector 2	Sector 3	Km/h	T. Sesión
3	Harriet ARRUABARRENA PCR SPORT Seat Leon 2.0						2	2:31.452	42.898	1:15.332	33.222	127.1	6:07.164
	1	3:26.238	1:18.538	1:32.255	35.445	93.3	3	2:23.046	37.866	1:12.329	32.851	134.5	8:30.210
	2	2:30.780	41.799	1:16.438	32.543	127.6	4	2:26.669 B	36.705	1:12.479	37.485	131.2	10:56.879
	3	2:29.997 B	37.123	1:10.833	42.041	128.3	5	3:39.317	1:56.646	1:10.686	31.985	87.7	14:36.196
	4	3:30.181	1:48.246	1:10.432	31.503	91.5	6	2:18.209	35.947	1:09.552	32.710	139.2	16:54.405
	5	2:17.347	36.175	1:09.139	32.033	140.1	7	2:19.927	38.050	1:10.139	31.738	137.5	19:14.332
	6	2:18.257	35.746	1:10.906	31.605	139.2	8	2:18.188	36.739	1:09.667	31.782	139.2	21:32.520
	7	2:54.050	40.657	1:27.339	46.054	110.6	9	2:27.495	39.743	1:15.988	31.764	130.5	24:00.015
	8	2:15.500	35.728	1:08.350	31.422	142.0	10	2:19.443	37.492	1:09.940	32.011	138.0	26:19.458
	9	2:14.470	35.192	1:08.391	30.887	143.1	11	2:16.995	35.919	1:09.378	31.698	140.5	28:36.453
	10	2:46.631	42.957	1:26.129	37.545	115.5	12	2:44.979 B	40.245	1:19.749	44.985	116.6	31:21.432
	11	3:28.978 B	35.442	1:38.810	1:14.726	92.1							
4	Joaquín RODRIGO AUTOMOVIL CLUB ZARAGOZA Renault Clio Cup 2.0						1	7:53.977	5:38.324	1:35.530	40.123	40.6	7:53.977
	1	6:06.481	3:51.713	1:34.721	40.047	52.5	2	2:44.300	44.675	1:22.603	37.022	117.1	10:38.277
	2	2:34.432	41.219	1:17.834	35.379	124.6	3	2:40.975	42.739	1:21.047	37.189	119.5	13:19.252
	3	2:29.139	39.722	1:14.887	34.530	129.0	4	3:03.649	41.988	1:44.318	37.343	104.8	16:22.901
	4	2:27.800	38.466	1:15.067	34.267	130.2							
	5	2:42.253 B	38.115	1:13.555	50.583	118.6							
	6	9:30.953	7:29.125	1:21.919	39.909	33.7							
	7	2:35.629	39.725	1:17.270	38.634	123.6							
	8	2:36.581 B	37.854	1:13.055	45.672	122.9							
5	Jesús M. MUNIESA A. C. CIRCUITO GUADALOPE Porsche 996 GT3 RS 3.6						1	7:00.857	4:08.851	1:57.887	54.119	45.7	7:00.857
	1	3:31.490	1:08.696	1:41.453	41.341	91.0	2	3:22.940	53.178	1:40.043	49.719	94.8	10:23.797
	2	2:41.224	47.067	1:21.602	32.555	119.3	3	3:41.174 B	47.644	1:53.974	59.556	87.0	14:04.971
	3	2:30.559	40.721	1:17.484	32.354	127.8	4	7:15.603	4:41.122	1:43.826	50.655	44.2	21:20.574
	4	2:18.517	36.538	1:10.058	31.921	138.9	5	3:35.620	56.204	1:46.316	53.100	89.2	24:56.194
	5	2:23.302 B	35.989	1:10.146	37.167	134.3	6	3:44.061 B	53.045	1:43.326	1:07.690	85.9	28:40.255
	6	4:11.782	2:12.731	1:28.144	30.907	76.4							
	7	2:14.491	35.793	1:08.962	29.736	143.1							
	8	2:16.824	36.632	1:10.437	29.755	140.6							
	9	2:13.988	35.309	1:09.160	29.519	143.6							
	10	2:12.512	35.362	1:07.308	29.842	145.2							
	11	2:12.732	35.010	1:07.961	29.761	145.0							
	12	3:01.877 B	49.290	1:25.657	46.930	105.8							
6	Albert / Alex COSIN ALEX COSIN CAMPS Volkswagen Golf GTI 1.8						1	4:40.197	2:35.442	1:26.959	37.796	68.7	4:40.197
	1	3:35.310	1:28.520	1:27.177	39.613	89.4	2	2:35.823	43.328	1:17.577	34.918	123.5	7:16.020
	2	2:43.723	43.885	1:21.318	38.520	117.5	3	2:53.111 B	40.388	1:17.354	55.369	111.2	10:09.131
	3	2:44.110	45.007	1:19.681	39.422	117.3	4	4:56.663	3:05.997	1:16.081	34.585	64.9	15:05.794
	4	2:47.153 B	42.016	1:20.105	45.032	115.1	5	2:27.041	38.890	1:14.158	33.993	130.9	17:32.835
	5	7:19.435	5:03.137	1:35.753	40.545	43.8	6	2:40.650 B	39.184	1:15.634	45.832	119.8	20:13.485
	6	2:58.830	48.107	1:30.788	39.935	107.6							
	7	2:57.027	47.431	1:28.757	40.839	108.7							
	8	2:52.742	45.651	1:27.254	39.837	111.4							
	9	2:52.966	46.234	1:26.964	39.768	111.2							
7	David SANCHEZ A. C. CIRCUITO GUADALOPE Seat Leon Supercopa 2.0						1	4:37.001	2:17.009	1:37.300	42.692	69.5	4:37.001
	1	3:35.712	1:33.629	1:25.405	36.678	89.2	2	8:30.560	50.624	1:30.461	6:09.475	37.7	13:07.561
	2						3	2:59.055 B	44.132	1:21.594	53.329	107.5	16:06.616
	3						4	3:40.353	1:39.607	1:22.005	38.741	87.3	19:46.969
	4						5	2:45.832	44.527	1:21.664	39.641	116.0	22:32.801
	5						6	2:43.534	42.349	1:21.734	39.457	117.7	25:16.335
	6						7	3:19.359 B	43.533	1:34.402	1:01.424	96.5	28:35.694
8	Iván PEREZ A. C. CIRCUITO GUADALOPE Citroen AX Sport						1	4:16.327	1:50.104	1:42.576	43.647	75.1	4:16.327
	1	3:26.238	1:18.538	1:32.255	35.445	93.3	2	2:54.983	48.083	1:27.098	39.802	110.0	7:11.310
	2	2:30.780	41.799	1:16.438	32.543	127.6	3	2:47.818	44.246	1:24.597	38.975	114.7	9:59.128
	3	2:29.997 B	37.123	1:10.833	42.041	128.3	4	2:55.179 B	43.595	1:23.539	48.045	109.8	12:54.307
	4	3:30.181	1:48.246	1:10.432	31.503	91.5	5	5:23.997	3:19.715	1:25.432	38.850	59.4	18:18.304
	5	2:17.347	36.175	1:09.139	32.033	140.1	6	2:45.207	43.170	1:23.614	38.423	116.5	21:03.511
	6	2:18.257	35.746	1:10.906	31.605	139.2							
	7	2:54.050	40.657	1:27.339	46.054	110.6							
	8	2:15.500	35.728	1:08.350	31.422	142.0							
	9	2:14.470	35.192	1:08.391	30.887	143.1							
	10	2:46.631	42.957	1:26.129	37.545	115.5							
	11	3:28.978 B	35.442	1:38.810	1:14.726	92.1							
9	Jesús JOSA A. C. CIRCUITO GUADALOPE Mini Cooper 1.3						1	7:53.977	5:38.324	1:35.530	40.123	40.6	7:53.977
	1	6:06.481	3:51.713	1:34.721	40.047	52.5	2	2:44.300	44.675	1:22.603	37.022	117.1	10:38.277
	2	2:34.432	41.219	1:17.834	35.379	124.6	3	2:40.975	42.739	1:21.047	37.189	119.5	13:19.252
	3	2:29.139	39.722	1:14.887	34.530	129.0	4	3:03.649	41.988	1:44.318	37.343	104.8	16:22.901
	4	2:27.800	38.466	1:15.067	34.267	130.2							
	5	2:42.253 B	38.115	1:13.555	50.583	118.6							
	6	9:30.953	7:29.125	1:21.919	39.909	33.7							
	7	2:35.629	39.725	1:17.270	38.634	123.6							
	8	2:36.581 B	37.854	1:13.055	45.672	122.9							
16	Angel M. MARTINEZ A. C. CIRCUITO GUADALOPE Renault Megane 2.0						1	4:40.197	2:35.442	1:26.959	37.796	68.7	4:40.197
	1	3:31.490	1:08.696	1:41.453	41.341	91.0	2	2:35.823	43.328	1:17.577	34.918	123.5	7:16.020
	2	2:41.224	47.067	1:21.602	32.555	119.3	3	2:53.111 B	40.388	1:17.354	55.369	111.2	10:09.131
	3	2:30.559	40.721	1:17.484	32.354	127.8	4	4:56.663	3:05.997	1:16.081	34.585	64.9	15:05.794
	4	2:18.517	36.538	1:10.058	31.921	138.9	5	2:27.041	38.890	1:14.158	33.993	130.9	17:32.835
	5	2:23.302 B	35.989	1:10.146	37.167	134.3	6	2:40.650 B	39.184	1:15.634	45.832	119.8	20:13.485
	6	4:11.782	2:12.731	1:28.144	30.907	76.4							
	7	2:14.491	35.793	1:08.962	29.736	143.1							
	8	2:16.824	36.632	1:10.437	29.755	140.6							



VIII TROFEO MOTORLAND ARAGON CAMPEONATO DE VELOCIDAD

Entrenamientos Libres

Vuelta a vuelta

Mejor Personal Mejor de la sesión B Cruzando la línea de meta por el pit lane.

Vlt.	Tiempo	Sector 1	Sector 2	Sector 3	Km/h	T. Sesión
7	2:44.312	43.018	1:22.745	38.549	117.1	23:47.823
8	2:54.589B	43.293	1:22.888	48.408	110.2	26:42.412

37 Alfredo SANCHEZ						
SLT RACING Hyundai Getz 1.6						
1	3:45.849	1:13.456	1:40.987	51.406	85.2	3:45.849
2	2:57.680	47.932	1:27.355	42.393	108.3	6:43.529
3	7:20.472	47.622	1:25.432	5:07.418	43.7	14:04.001
4	2:50.898	45.674	1:25.425	39.799	112.6	16:54.899

39 Daniel OLIVER						
A. C. CIRCUITO GUADALOPE Renault Clio 2.0						
1	4:00.216	1:42.115	1:37.733	40.368	80.1	4:00.216
2	2:38.702	43.087	1:20.419	35.196	121.2	6:38.918
3	2:30.304	41.075	1:14.912	34.317	128.0	9:09.222
4	2:29.041	39.978	1:14.737	34.326	129.1	11:38.263
5	2:48.347B	39.415	1:15.499	53.433	114.3	14:26.610
6	8:00.976	6:05.954	1:21.177	33.845	40.0	22:27.586
7	2:27.211	38.872	1:13.903	34.436	130.7	24:54.797
8	2:25.991	38.648	1:13.478	33.865	131.8	27:20.788
9	2:26.303	38.162	1:13.868	34.273	131.5	29:47.091
10	3:17.001	45.770	1:31.469	59.762	97.7	33:04.092

44 Guillaume MEURA						
A. C. CIRCUITO GUADALOPE Volkswagen Golf GTI 1.8						
1	5:18.240B	1:59.198	1:45.533	1:33.509	60.5	5:18.240
2	8:19.469B	5:11.965	1:35.993	1:31.511	38.5	13:37.709
3	9:16.241B	6:39.969	1:35.149	1:01.123	34.6	22:53.950
4	7:50.435B	5:04.863	1:34.285	1:11.287	40.9	30:44.385

88 Luis LOPEZ						
A. C. CIRCUITO GUADALOPE Renault Clio Cup 2.0						
1	3:42.577	1:20.326	1:41.267	40.984	86.5	3:42.577
2	2:37.062	42.070	1:20.225	34.767	122.5	6:19.639
3	2:52.335	1:02.524	1:15.505	34.306	111.7	9:11.974
4	2:29.275	38.947	1:15.755	34.573	128.9	11:41.249
5	2:27.057	39.097	1:13.512	34.448	130.8	14:08.306
6	2:50.324B	38.973	1:28.424	42.927	113.0	16:58.630
7	4:28.867	2:37.685	1:16.491	34.691	71.6	21:27.497
8	2:29.196	40.667	1:13.963	34.566	129.0	23:56.693
9	2:38.703B	39.350	1:17.306	42.047	121.2	26:35.396

91 Jordi EGUI						
VRT Renault Clio Cup 2.0						
1	3:09.270	1:05.060	1:25.390	38.820	101.7	3:09.270
2	2:40.497	42.530	1:21.311	36.656	119.9	5:49.767
3	2:34.786	40.836	1:18.420	35.530	124.3	8:24.553
4	2:32.947	39.856	1:18.254	34.837	125.8	10:57.500
5	2:32.867	40.080	1:17.454	35.333	125.9	13:30.367
6	2:28.772	39.096	1:14.927	34.749	129.3	15:59.139
7	2:28.645	38.590	1:15.280	34.775	129.4	18:27.784
8	2:28.652	38.659	1:15.411	34.582	129.4	20:56.436
9	2:27.851	37.889	1:15.419	34.543	130.1	23:24.287
10	2:26.246	38.151	1:13.696	34.399	131.6	25:50.533
11	2:39.432B	38.312	1:14.664	46.456	120.7	28:29.965

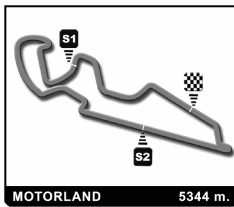
125 J. Carlos RODRIGUEZ						
J. C. RODRIGUEZ BARCALA Seat Leon 1.8 T						
1	3:33.946	1:09.414	1:42.969	41.563	89.9	3:33.946
2	2:51.847	46.058	1:26.064	39.725	112.0	6:25.793
3	2:37.004	43.422	1:18.133	35.449	122.6	9:02.797
4	2:41.512	40.571	1:25.966	34.975	119.1	11:44.309
5	2:30.238	39.927	1:14.884	35.427	128.1	14:14.547
6	2:30.648	38.735	1:17.434	34.479	127.7	16:45.195
7	2:46.650	54.079	1:17.882	34.689	115.5	19:31.845
8	2:30.937	40.061	1:16.088	34.788	127.5	22:02.782
9	2:29.171	39.026	1:15.001	35.144	129.0	24:31.953
10	2:29.395	38.637	1:15.068	35.690	128.8	27:01.348
11	2:27.566	39.278	1:13.476	34.812	130.4	29:28.914
12	2:25.561	37.763	1:13.410	34.388	132.2	31:54.475

126 Julio GARDE						
ESCUDERIA SAN FERMIN Hyundai Accent 2.0						
1	5:17.237	2:40.554	1:43.937	52.746	60.7	5:17.237
2	2:58.603	54.915	1:24.958	38.730	107.7	8:15.840
3	3:01.231B	45.378	1:25.833	50.020	106.2	11:17.071
4	3:52.542	1:50.379	1:23.928	38.235	82.7	15:09.613
5	2:42.115	42.183	1:21.928	38.004	118.7	17:51.728
6	2:54.810	48.323	1:24.435	42.052	110.1	20:46.538
7	2:52.170B	42.613	1:22.623	46.934	111.8	23:38.708

128 Fernando ZABALZA						
ESCUDERIA SAN FERMIN Honda CRX 1.8						
1	3:58.929	1:25.096	1:51.005	42.828	80.5	3:58.929
2	2:42.109	43.878	1:21.732	36.499	118.7	6:41.038
3	2:35.219	42.791	1:17.493	34.935	124.0	9:16.257
4	3:12.031B	42.353	1:22.484	1:07.194	100.2	12:28.288

130 Sergio PERALTA						
A. C. CIRCUITO GUADALOPE Hyundai Accent GT 1.6						
1	3:45.253	1:18.627	1:38.715	47.911	85.4	3:45.253
2	2:57.504	46.996	1:27.985	42.523	108.4	6:42.757
3	2:48.963	45.471	1:23.729	39.763	113.9	9:31.720
4	2:47.118	43.797	1:23.506	39.815	115.1	12:18.838
5	2:47.192	44.048	1:23.367	39.777	115.1	15:06.030
6	2:44.908	44.014	1:21.980	38.914	116.7	17:50.938
7	2:48.634	47.097	1:21.909	39.628	114.1	20:39.572
8	2:44.852	44.217	1:21.616	39.019	116.7	23:24.424
9	2:43.824	43.020	1:21.717	39.087	117.5	26:08.248
10	2:48.880	44.096	1:24.723	40.061	113.9	28:57.128
11	2:50.047	44.179	1:23.713	42.155	113.2	31:47.175

132 Gonzalo MATEO						
AUTOMOVIL CLUB ZARAGOZA Porsche 928 3.0						
1	5:16.724	2:48.092	1:43.053	45.579	60.8	5:16.724
2	2:57.381	50.630	1:26.818	39.933	108.5	8:14.105
3	2:49.824	45.910	1:25.783	38.131	113.3	11:03.929
4	2:47.679	44.620	1:23.886	39.173	114.8	13:51.608
5	2:58.568B	44.820	1:24.795	48.953	107.8	16:50.176
6	7:06.142B	4:51.893	1:25.005	49.244	45.2	23:56.318



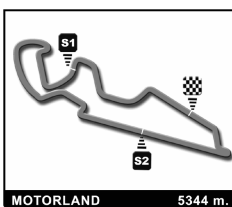
VIII TROFEO MOTORLAND ARAGON CAMPEONATO DE VELOCIDAD

Entrenamientos Libres

Vuelta a vuelta

■ Mejor Personal ■ Mejor de la sesión B Cruzando la línea de meta por el pit lane.

Vlt.	Tiempo	Sector 1	Sector 2	Sector 3	Km/h	T. Sesión	Vlt.	Tiempo	Sector 1	Sector 2	Sector 3	Km/h	T. Sesión
133	Anabel TOSTADO												
	ESCUDERIA OSONA						Nissan Micra Cup 1.6						
1	3:54.455	1:36.350	1:37.022	41.083	82.1	3:54.455							
2	2:55.613	47.539	1:28.408	39.666	109.6	6:50.068							
3	2:54.783 B	45.246	1:25.616	43.921	110.1	9:44.851							
4	4:04.106	1:53.810	1:30.316	39.980	78.8	13:48.957							
5	2:56.986	47.028	1:29.983	39.975	108.7	16:45.943							
6	2:51.593	46.573	1:24.958	40.062	112.1	19:37.536							
7	2:50.344	46.421	1:24.263	39.660	113.0	22:27.880							
8	2:48.266	44.338	1:24.325	39.603	114.4	25:16.146							
9	2:47.528	45.082	1:23.376	39.170	114.8	28:03.774							
10	2:47.881	46.088	1:22.529	39.264	114.6	30:51.655							



VIII TROFEO MOTORLAND ARAGON CAMPEONATO DE VELOCIDAD

Entrenamientos Oficiales

Clasificación Final

Nº	Piloto	Nac	Equipo	Coche		Tiempo	Vlt.	Total	Dif.	Km/h
1	5 Jesús M. MUNIESA		A. C. CIRCUITO GUADALOPE	Porsche 996 GT3 RS 3.6	4	2:12.643	3	8	-	145.1
2	7 David SANCHEZ		A. C. CIRCUITO GUADALOPE	Seat Leon Supercopa 2.0	3	2:17.121	3	6	+4.478	140.3
3	4 Joaquín RODRIGO		AUTOMOVIL CLUB ZARAGOZA	Renault Clio Cup 2.0	2	2:23.668	8	9	+11.025	133.9
4	125 J. Carlos RODRIGUEZ		J. C. RODRIGUEZ BARCALA	Seat Leon 1.8 T	3	2:25.457	8	10	+12.814	132.3
5	39 Daniel OLIVER		A. C. CIRCUITO GUADALOPE	Renault Clio 2.0	2	2:25.495	8	10	+12.852	132.3
6	16 Angel M. MARTINEZ		A. C. CIRCUITO GUADALOPE	Renault Megane 2.0	2	2:25.862	9	10	+13.219	131.9
7	91 Jordi EGUI		VRT	Renault Clio Cup 2.0	2	2:26.412	3	12	+13.769	131.4
8	88 Luis LOPEZ		A. C. CIRCUITO GUADALOPE	Renault Clio Cup 2.0	2	2:26.808	9	10	+14.165	131.1
9	128 Fernando ZABALZA		ESCUADERIA SAN FERMIN	Honda CRX 1.8	2	2:31.631	2	5	+18.988	126.9
10	130 Sergio PERALTA		A. C. CIRCUITO GUADALOPE	Hyundai Accent GT 1.6	1	2:35.898	9	9	+23.255	123.4
11	6 Albert / Alex COSIN		ALEX COSIN CAMPS	Volkswagen Golf GTI 1.8	CLASICO	2:38.833	8	10	+26.190	121.1
12	8 Iván PEREZ		A. C. CIRCUITO GUADALOPE	Citroen AX Sport	1	2:38.942	2	2	+26.299	121.1
13	34 Oscar SORIANO		SLT RACING	Hyundai Getz Cup 1.5	1	2:41.397	4	8	+28.754	119.2
14	132 Gonzalo MATEO		AUTOMOVIL CLUB ZARAGOZA	Porsche 928 3.0	CLASICO	2:41.641	3	6	+28.998	119.0
15	35 Alejandro SORIANO		SLT RACING	Citroen Saxo 1.6	1	2:42.543	5	10	+29.900	118.4
16	126 Julio GARDE		ESCUADERIA SAN FERMIN	Hyundai Accent 2.0	2	2:43.158	2	2	+30.515	117.9
17	37 Alfredo SANCHEZ		SLT RACING	Hyundai Getz 1.6	1	2:44.000	8	11	+31.357	117.3
18	133 Anabel TOSTADO		ESCUADERIA OSONA	Nissan Micra Cup 1.6	1	2:44.956	9	10	+32.313	116.6
19	9 Jesús JOSA		A. C. CIRCUITO GUADALOPE	Mini Cooper 1.3	CLASICO	2:55.710	6	7	+43.067	109.5
20	44 Guillaume MEURA		A. C. CIRCUITO GUADALOPE	Volkswagen Golf GTI 1.8	ELECTRICO	3:31.052	2	5	+1:18.409	91.2

No clasificados:

3 Harriet ARRUABARRENA

PCR SPORT

Seat Leon 2.0

3

Vuelta Rápida

Vlt. 3	Jesús M. MUNIESA	2:12.643	145.1 Kph
--------	------------------	-----------------	-----------

Nº 5 - PERDIDA DE 1 POSICION EN LA PARRILLA DE LA PRIMERA CARRERA. ART. 20.5

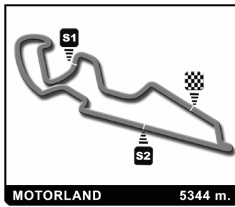
Hora de publicación:

Estado de la pista:

SECO

Comisarios deportivos:

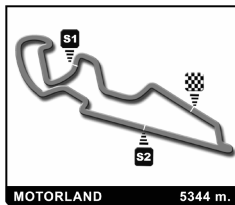
Cronometrador:



VIII TROFEO MOTORLAND ARAGON CAMPEONATO DE VELOCIDAD Entrenamientos Oficiales

MOTORLAND 5344 m. Mejores tiempos de sector

SECTOR 1			SECTOR 2		SECTOR 3		Pos	Piloto	Vuelta Ideal	Mejor Vuelta
Pos	Piloto	Tiempo	Piloto	Tiempo	Piloto	Tiempo				
1	5 J.MUNIESA	34.899	5 J.MUNIESA	1:06.701	5 J.MUNIESA	29.739	1	5 J.MUNIESA	2:11.339	2:12.643 (1)
2	7 D.SANCHEZ	35.831	7 D.SANCHEZ	1:09.807	7 D.SANCHEZ	31.380	2	7 D.SANCHEZ	2:17.018	2:17.121 (2)
3	4 J.RODRIGO	37.404	4 J.RODRIGO	1:12.342	39 D.OLIVER	33.558	3	4 J.RODRIGO	2:23.603	2:23.668 (3)
4	125 J.RODRIGUEZ	37.606	39 D.OLIVER	1:13.258	16 A.MARTINEZ	33.668	4	125 J.RODRIGUEZ	2:24.749	2:25.457 (4)
5	88 L.LOPEZ	37.794	125 J.RODRIGUEZ	1:13.277	4 J.RODRIGO	33.857	5	16 A.MARTINEZ	2:24.892	2:25.862 (6)
6	16 A.MARTINEZ	37.841	16 A.MARTINEZ	1:13.383	125 J.RODRIGUEZ	33.866	6	39 D.OLIVER	2:25.096	2:25.495 (5)
7	91 J.EGUI	37.861	91 J.EGUI	1:13.737	91 J.EGUI	34.264	7	91 J.EGUI	2:25.862	2:26.412 (7)
8	39 D.OLIVER	38.280	88 L.LOPEZ	1:13.994	88 L.LOPEZ	34.535	8	88 L.LOPEZ	2:26.323	2:26.808 (8)
9	130 S.PERALTA	40.462	128 F.ZABALZA	1:16.468	128 F.ZABALZA	34.579	9	128 F.ZABALZA	2:31.600	2:31.631 (9)
10	128 F.ZABALZA	40.553	130 S.PERALTA	1:18.075	8 I.PEREZ	36.601	10	130 S.PERALTA	2:35.898	2:35.898 (10)
11	6 A.COSIN	41.622	8 I.PEREZ	1:18.471	132 G.MATEO	37.064	11	8 I.PEREZ	2:36.700	2:38.942 (12)
12	8 I.PEREZ	41.628	6 A.COSIN	1:19.122	130 S.PERALTA	37.361	12	6 A.COSIN	2:38.661	2:38.833 (11)
13	126 J.GARDE	42.010	34 O.SORIANO	1:20.424	126 J.GARDE	37.487	13	34 O.SORIANO	2:40.738	2:41.397 (13)
14	34 O.SORIANO	42.216	132 G.MATEO	1:20.534	6 A.COSIN	37.917	14	132 G.MATEO	2:40.808	2:41.641 (14)
15	35 A.SORIANO	42.752	35 A.SORIANO	1:21.597	35 A.SORIANO	37.971	15	126 J.GARDE	2:41.275	2:43.158 (16)
16	37 A.SANCHEZ	42.807	126 J.GARDE	1:21.778	34 O.SORIANO	38.098	16	35 A.SORIANO	2:42.320	2:42.543 (15)
17	132 G.MATEO	43.210	37 A.SANCHEZ	1:22.036	37 A.SANCHEZ	38.707	17	37 A.SANCHEZ	2:43.550	2:44.000 (17)
18	133 A.TOSTADO	43.654	133 A.TOSTADO	1:22.327	133 A.TOSTADO	38.915	18	133 A.TOSTADO	2:44.896	2:44.956 (18)
19	9 J.JOSA	46.858	9 J.JOSA	1:26.637	9 J.JOSA	42.215	19	9 J.JOSA	2:55.710	2:55.710 (19)
20	44 G.MEURA	49.480	44 G.MEURA	1:31.235	44 G.MEURA	48.657	20	44 G.MEURA	3:09.372	3:31.052 (20)

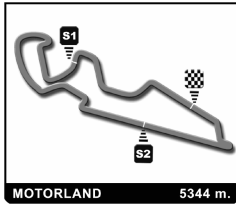


VIII TROFEO MOTORLAND ARAGON CAMPEONATO DE VELOCIDAD

Después de Entrenamientos Oficiales

Velocidad máxima del evento

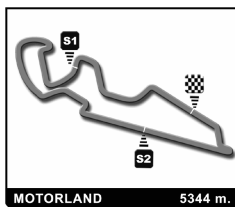
Piloto	Equipo	Coche	V. Max	Vlt.	Sesión
5 Jesús M. MUNIESA	A. C. CIRCUITO GUADALOPE	Porsche 996 GT3 RS 3.6	4	280.9	3 Entrenamientos Oficiales
3 Harriet ARRUIBARRENA	PCR SPORT	Seat Leon 2.0	3	255.5	2 Entrenamientos Libres
7 David SANCHEZ	A. C. CIRCUITO GUADALOPE	Seat Leon Supercopa 2.0	3	250.6	9 Entrenamientos Libres
39 Daniel OLIVER	A. C. CIRCUITO GUADALOPE	Renault Clio 2.0	2	237.1	8 Entrenamientos Oficiales
128 Fernando ZABALZA	ESCUADERIA SAN FERMIN	Honda CRX 1.8	2	235.7	4 Entrenamientos Oficiales
88 Luis LOPEZ	A. C. CIRCUITO GUADALOPE	Renault Clio Cup 2.0	2	233.9	4 Entrenamientos Libres
125 J. Carlos RODRIGUEZ	J. C. RODRIGUEZ BARCALA	Seat Leon 1.8 T	3	233.4	7 Entrenamientos Oficiales
132 Gonzalo MATEO	AUTOMOVIL CLUB ZARAGOZA	Porsche 928 3.0	CLASICO	230.7	3 Entrenamientos Oficiales
4 Joaquín RODRIGO	AUTOMOVIL CLUB ZARAGOZA	Renault Clio Cup 2.0	2	228.9	3 Entrenamientos Libres
16 Angel M. MARTINEZ	A. C. CIRCUITO GUADALOPE	Renault Megane 2.0	2	228.0	7 Entrenamientos Oficiales
91 Jordi EGUI	VRT	Renault Clio Cup 2.0	2	226.3	9 Entrenamientos Libres
126 Julio GARDE	ESCUADERIA SAN FERMIN	Hyundai Accent 2.0	2	216.4	3 Entrenamientos Libres
35 Alejandro SORIANO	SLT RACING	Citroen Saxo 1.6	1	211.8	2 Entrenamientos Oficiales
8 Iván PEREZ	A. C. CIRCUITO GUADALOPE	Citroen AX Sport	1	211.0	2 Entrenamientos Oficiales
130 Sergio PERALTA	A. C. CIRCUITO GUADALOPE	Hyundai Accent GT 1.6	1	205.2	8 Entrenamientos Oficiales
34 Oscar SORIANO	SLT RACING	Hyundai Getz Cup 1.5	1	204.8	4 Entrenamientos Oficiales
6 Albert / Alex COSIN	ALEX COSIN CAMPS	Volkswagen Golf GTI 1.8	CLASICO	204.5	10 Entrenamientos Oficiales
133 Anabel TOSTADO	ESCUADERIA OSONA	Nissan Micra Cup 1.6	1	200.3	5 Entrenamientos Oficiales
37 Alfredo SANCHEZ	SLT RACING	Hyundai Getz 1.6	1	199.7	4 Entrenamientos Oficiales
9 Jesús JOSA	A. C. CIRCUITO GUADALOPE	Mini Cooper 1.3	CLASICO	168.0	6 Entrenamientos Oficiales
44 Guillaume MEURA	A. C. CIRCUITO GUADALOPE	Volkswagen Golf GTI 1.8	ELECTRICO	166.4	2 Entrenamientos Libres
36 Tomás ROMANO	SLT RACING	Hyundai Getz 1.6	1	135.6	1 Entrenamientos Libres



VIII TROFEO MOTORLAND ARAGON
CAMPEONATO DE VELOCIDAD
 Entrenamientos Oficiales

Secuencia de vueltas rápidas

Tiempo de sesión	Piloto	Equipo	Coche	Clase	Tiempo	km/h	Vlt.
5:27.420	5 Jesús M. MUNIESA	A. C. CIRCUITO GUADALOPE	Porsche 996 GT3 RS 3.6	4	2:13.471	144.2	2
7:40.063	5 Jesús M. MUNIESA	A. C. CIRCUITO GUADALOPE	Porsche 996 GT3 RS 3.6	4	2:12.643	145.1	3



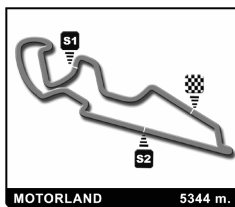
VIII TROFEO MOTORLAND ARAGON CAMPEONATO DE VELOCIDAD

Entrenamientos Oficiales

Vuelta a vuelta

Mejor Personal Mejor de la sesión B Cruzando la línea de meta por el pit lane.

Vlt.	Tiempo	Sector 1	Sector 2	Sector 3	Km/h	T. Sesión	Vlt.	Tiempo	Sector 1	Sector 2	Sector 3	Km/h	T. Sesión
4	Joaquín RODRIGO AUTOMOVIL CLUB ZARAGOZA Renault Clio Cup 2.0						3	3:26.317	49.136	1:36.954	1:00.227	93.3	17:05.144
1	5:56.668	3:59.656	1:21.957	35.055	53.9	5:56.668	4	3:32.456	1:01.042	1:40.748	50.666	90.6	20:37.600
2	2:25.828	38.129	1:13.527	34.172	131.9	8:22.496	5	3:01.165	48.295	1:28.574	44.296	106.2	23:38.765
3	2:24.482	37.512	1:13.109	33.861	133.2	10:46.978	6	2:55.710	46.858	1:26.637	42.215	109.5	26:34.475
4	2:25.245	37.404	1:13.615	34.226	132.5	13:12.223	7	4:11.484 B	1:02.188	1:59.038	1:10.258	76.5	30:45.959
5	2:58.567 B	41.138	1:23.813	53.616	107.8	16:10.790							
6	5:57.189	4:01.611	1:20.747	34.831	53.9	22:07.979							
7	2:24.713	37.654	1:12.986	34.073	133.0	24:32.692							
8	2:23.668	37.469	1:12.342	33.857	133.9	26:56.360							
9	2:46.643 B	38.264	1:13.687	54.692	115.5	29:43.003							
5	Jesús M. MUNIESA A. C. CIRCUITO GUADALOPE Porsche 996 GT3 RS 3.6												
1	3:13.949	1:03.458	1:37.876	32.615	99.2	3:13.949							
2	2:13.471	35.309	1:08.423	29.739	144.2	5:27.420							
3	2:12.643	35.128	1:07.515	30.000	145.1	7:40.063							
4	2:12.918	35.471	1:06.701	30.746	144.8	9:52.981							
5	2:28.465	35.293	1:20.837	32.335	129.6	12:21.446							
6	2:12.709	35.399	1:07.526	29.784	145.0	14:34.155							
7	2:33.548	34.899	1:07.511	51.138	125.3	17:07.703							
8	3:14.970 B	1:00.733	1:27.350	46.887	98.7	20:22.673							
6	Albert / Alex COSIN ALEX COSIN CAMPS Volkswagen Golf GTI 1.8												
1	3:45.548	1:27.456	1:36.534	41.558	85.3	3:45.548							
2	2:54.301	47.097	1:27.228	39.976	110.4	6:39.849							
3	2:51.831	46.194	1:26.308	39.329	112.0	9:31.680							
4	2:53.852	45.971	1:27.255	40.626	110.7	12:25.532							
5	3:08.156	46.045	1:27.562	54.549	102.3	15:33.688							
6	3:15.207 B	51.573	1:32.713	50.921	98.6	18:48.895							
7	4:42.838	2:43.927	1:19.140	39.771	68.0	23:31.733							
8	2:38.833	41.622	1:19.264	37.947	121.1	26:10.566							
9	2:39.001	41.668	1:19.324	38.009	121.0	28:49.567							
10	2:39.004	41.965	1:19.122	37.917	121.0	31:28.571							
7	David SANCHEZ A. C. CIRCUITO GUADALOPE Seat Leon Supercopa 2.0												
1	5:34.642	3:37.678	1:21.321	35.643	57.5	5:34.642							
2	2:19.758	37.022	1:10.501	32.235	137.7	7:54.400							
3	2:17.121	35.831	1:09.910	31.380	140.3	10:11.521							
4	2:20.142	36.975	1:10.526	32.641	137.3	12:31.663							
5	2:19.517	37.128	1:09.807	32.582	137.9	14:51.180							
6	3:10.000 B	36.135	1:32.467	1:01.398	101.3	18:01.180							
8	Iván PEREZ A. C. CIRCUITO GUADALOPE Citroen AX Sport												
1	4:30.995	2:20.377	1:30.773	39.845	71.0	4:30.995							
2	2:38.942	42.519	1:19.822	36.601	121.1	7:09.937							
9	Jesús JOSA A. C. CIRCUITO GUADALOPE Mini Cooper 1.3												
1	10:10.709	7:23.746	1:47.828	59.135	31.5	10:10.709							
2	3:28.118	52.465	1:44.742	50.911	92.5	13:38.827							
16	Angel M. MARTINEZ A. C. CIRCUITO GUADALOPE Renault Megane 2.0												
1	5:08.836	2:52.804	1:33.911	42.121	62.3	5:08.836							
2	2:40.851	39.410	1:22.814	38.627	119.6	7:49.687							
3	2:38.566	39.141	1:15.973	43.452	121.4	10:28.253							
4	2:31.799	38.506	1:14.552	38.741	126.8	13:00.052							
5	2:27.152	38.733	1:13.649	34.770	130.8	15:27.204							
6	3:07.189	45.639	1:36.386	45.164	102.8	18:34.393							
7	2:26.100	38.816	1:13.616	33.668	131.7	21:00.493							
8	2:30.379	40.234	1:15.309	40.234	128.0	23:30.872							
9	2:25.862	37.841	1:13.383	34.638	131.9	25:56.734							
10	2:56.829 B	43.505	1:24.430	48.894	108.8	28:53.563							
34	Oscar SORIANO SLT RACING Hyundai Getz Cup 1.5												
1	4:28.493	2:01.116	1:41.146	46.231	71.7	4:28.493							
2	2:45.682	44.072	1:22.791	38.819	116.1	7:14.175							
3	2:42.140	42.216	1:20.950	38.974	118.7	9:56.315							
4	2:41.397	42.559	1:20.740	38.098	119.2	12:37.712							
5	2:41.676	42.428	1:20.424	38.824	119.0	15:19.388							
6	3:25.237 B	43.003	1:40.189	1:02.045	93.8	18:44.625							
7	3:57.325	1:51.424	1:26.957	38.944	81.1	22:41.950							
8	3:26.987 B	42.352	1:38.830	1:05.805	93.0	26:08.937							
35	Alejandro SORIANO SLT RACING Citroen Saxo 1.6												
1	4:26.813	2:06.546	1:37.582	42.685	72.1	4:26.813							
2	2:49.454	44.277	1:23.054	42.123	113.6	7:16.267							
3	2:43.009	43.068	1:21.855	38.086	118.0	9:59.276							
4	2:42.994	42.888	1:22.135	37.971	118.1	12:42.270							
5	2:42.543	42.752	1:21.597	38.194	118.4	15:24.813							
6	3:11.138	45.766	1:36.041	49.331	100.7	18:35.951							
7	2:42.597	42.807	1:21.608	38.182	118.3	21:18.548							
8	2:43.676	42.988	1:22.272	38.416	117.6	24:02.224							
9	2:42.865	42.926	1:21.816	38.123	118.1	26:45.089							
10	3:06.351 B	44.799	1:23.753	57.799	103.3	29:51.440							
37	Alfredo SANCHEZ SLT RACING Hyundai Getz 1.6												
1	3:35.845	1:07.922	1:44.610	43.313	89.1	3:35.845							
2	2:54.937	49.193	1:25.763	39.981	110.0	6:30.782							
3	2:48.256	46.026	1:23.119	39.111	114.4	9:19.038							
4	2:45.667	43.736	1:22.724	39.207	116.1	12:04.705							
5	2:45.296	43.641	1:22.223	39.432	116.4	14:50.001							
6	3:23.106 B	43.293	1:32.028	1:07.785	94.7	18:13.107							
7	3:27.385	1:24.845	1:23.277	39.263	92.8	21:40.492							
8	2:44.000	43.068	1:22.036	38.896	117.3	24:24.492							
9	2:44.293	42.972	1:22.281	39.040	117.1	27:08.785							
10	2:44.525	42.936	1:22.882	38.707	117.0	29:53.310							
11	2:44.045	42.807	1:22.464	38.774	117.3	32:37.355							



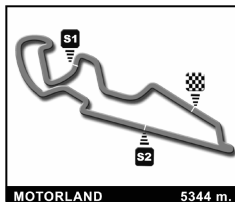
VIII TROFEO MOTORLAND ARAGON CAMPEONATO DE VELOCIDAD

Entrenamientos Oficiales

Vuelta a vuelta

Mejor Personal Mejor de la sesión B Cruzando la línea de meta por el pit lane.

Vlt.	Tiempo	Sector 1	Sector 2	Sector 3	Km/h	T. Sesión	Vlt.	Tiempo	Sector 1	Sector 2	Sector 3	Km/h	T. Sesión
39 Daniel OLIVER A. C. CIRCUITO GUADALOPE Renault Clio 2.0							4	3:42.494	1:42.351	1:20.837	39.306	86.5	15:03.717
1	5:28.704	2:50.892	1:46.570	51.242	58.5	5:28.704	5	3:00.519	38.772	1:27.134	54.613	106.6	18:04.236
2	2:50.856	45.853	1:25.762	39.241	112.6	8:19.560	6	2:27.873	39.032	1:13.277	35.564	130.1	20:32.109
3	2:36.637	40.581	1:19.673	36.383	122.8	10:56.197	7	2:26.398	38.513	1:14.019	33.866	131.4	22:58.507
4	2:25.843	38.633	1:13.334	33.876	131.9	13:22.040	8	2:25.457	37.606	1:13.875	33.976	132.3	25:23.964
5	2:25.559	38.300	1:13.512	33.747	132.2	15:47.599	9	2:25.488	37.991	1:13.302	34.195	132.3	27:49.452
6	3:04.142 B	43.255	1:29.823	51.064	104.5	18:51.741	10	2:33.563	39.599	1:15.356	38.608	125.3	30:23.015
7	4:52.212	3:01.533	1:16.156	34.523	65.8	23:43.953							
8	2:25.495	38.679	1:13.258	33.558	132.3	26:09.448							
9	2:25.680	38.280	1:13.382	34.018	132.1	28:35.128							
10	3:18.596 B	45.299	1:37.294	56.003	96.9	31:53.724							
44 Guillaume MEURA A. C. CIRCUITO GUADALOPE Volkswagen Golf GTI 1.8													
1	10:06.086	7:42.933	1:34.496	48.657	31.7	10:06.086							
2	3:31.052	49.480	1:31.235	1:10.337	91.2	13:37.138							
3	3:12.926	50.105	1:31.513	51.308	99.7	16:50.064							
4	3:25.456 B	55.744	1:34.341	55.371	93.7	20:15.520							
5	8:32.931 B	5:58.343	1:33.313	1:01.275	37.5	28:48.451							
88 Luis LOPEZ A. C. CIRCUITO GUADALOPE Renault Clio Cup 2.0													
1	6:30.831	4:28.171	1:26.431	36.229	49.2	6:30.831							
2	2:31.603	40.678	1:16.390	34.535	126.9	9:02.434							
3	2:32.906	41.444	1:16.761	34.701	125.8	11:35.340							
4	2:34.567	40.649	1:16.566	37.352	124.5	14:09.907							
5	2:59.024	44.286	1:25.362	49.376	107.5	17:08.931							
6	2:56.658	1:00.237	1:19.480	36.941	108.9	20:05.589							
7	2:28.133	39.394	1:14.165	34.574	129.9	22:33.722							
8	2:27.509	38.880	1:14.017	34.612	130.4	25:01.231							
9	2:26.808	38.172	1:13.994	34.642	131.1	27:28.039							
10	2:40.044 B	37.794	1:15.364	46.886	120.2	30:08.083							
91 Jordi EGUI VRT Renault Clio Cup 2.0													
1	3:08.692	55.722	1:17.693	55.277	102.0	3:08.692							
2	2:31.146	40.618	1:15.538	34.990	127.3	5:39.838							
3	2:26.412	38.284	1:13.808	34.320	131.4	8:06.250							
4	2:26.421	38.029	1:14.128	34.264	131.4	10:32.671							
5	2:27.050	38.184	1:14.184	34.682	130.9	12:59.721							
6	2:27.123	38.125	1:14.098	34.900	130.8	15:26.844							
7	3:07.263	44.916	1:36.432	45.915	102.8	18:34.107							
8	2:27.342	38.410	1:14.157	34.775	130.6	21:01.449							
9	2:28.478	39.261	1:14.418	34.799	129.6	23:29.927							
10	2:26.706	37.861	1:13.981	34.864	131.2	25:56.633							
11	2:26.548	38.098	1:13.737	34.713	131.3	28:23.181							
12	2:26.424	38.005	1:13.959	34.460	131.4	30:49.605							
125 J. Carlos RODRIGUEZ J. C. RODRIGUEZ BARCALA Seat Leon 1.8 T													
1	6:12.907	4:14.937	1:21.502	36.468	51.6	6:12.907							
2	2:31.013	40.025	1:16.006	34.982	127.4	8:43.920							
3	2:37.303 B	39.069	1:17.629	40.605	122.3	11:21.223							
126 Julio GARDE ESCUDERIA SAN FERMIN Hyundai Accent 2.0													
1	6:27.018	3:38.348	1:55.068	53.602	49.7	6:27.018							
2	2:43.158	43.893	1:21.778	37.487	117.9	9:10.176							
128 Fernando ZABALZA ESCUDERIA SAN FERMIN Honda CRX 1.8													
1	6:08.239			37.977	52.3	6:08.239							
2	2:31.631	40.553	1:16.468	34.610	126.9	8:39.870							
3	2:54.609	40.600	1:30.898	43.111	110.2	11:34.479							
4	2:32.513	41.097	1:16.837	34.579	126.2	14:06.992							
5	3:42.367 B			1:02.960	86.5	17:49.359							
130 Sergio PERALTA A. C. CIRCUITO GUADALOPE Hyundai Accent GT 1.6													
1	3:38.238	1:28.123	1:27.718	42.397	88.2	3:38.238							
2	2:41.888	42.618	1:20.657	38.613	118.9	6:20.126							
3	2:39.265	41.382	1:18.722	39.161	120.8	8:59.391							
4	2:43.208	42.705	1:22.762	37.741	117.9	11:42.599							
5	2:38.105	41.672	1:18.730	37.703	121.7	14:20.704							
6	2:54.685 B	40.837	1:21.117	52.731	110.2	17:15.389							
7	4:31.556	2:31.477	1:21.483	38.596	70.9	21:46.945							
8	2:36.781	40.864	1:18.404	37.513	122.7	24:23.726							
9	2:35.898	40.462	1:18.075	37.361	123.4	26:59.624							
132 Gonzalo MATEO AUTOMOVIL CLUB ZARAGOZA Porsche 928 3.0													
1	8:34.237	6:30.946	1:26.227	37.064	37.4	8:34.237							
2	2:43.727	44.027	1:22.151	37.549	117.5	11:17.964							
3	2:41.641	43.760	1:20.673	37.208	119.0	13:59.605							
4	3:07.296	43.210	1:23.722	1:00.364	102.7	17:06.901							
5	2:59.517	1:00.302	1:20.534	38.681	107.2	20:06.418							
6	3:02.391 B	43.415	1:24.368	54.608	105.5	23:08.809							
133 Anabel TOSTADO ESCUDERIA OSONA Nissan Micra Cup 1.6													
1	3:23.866	1:04.116	1:40.193	39.557	94.4	3:23.866							
2	2:49.004	46.120	1:23.659	39.225	113.9	6:12.870							
3	2:46.354	43.966	1:22.874	39.514	115.7	8:59.224							
4	2:47.091	45.663	1:22.347	39.081	115.2	11:46.315							
5	2:51.969 B	45.230	1:22.871	43.868	111.9	14:38.284							
6	4:00.580	1:40.762	1:32.131	47.687	80.0	18:38.864							
7	2:45.877	44.160	1:22.801	38.916	116.0	21:24.741							
8	2:46.384	43.992	1:23.202	39.190	115.6	24:11.125							
9	2:44.956	43.714	1:22.327	38.915	116.6	26:56.081							
10	2:45.355	43.654	1:22.639	39.062	116.4	29:41.436							

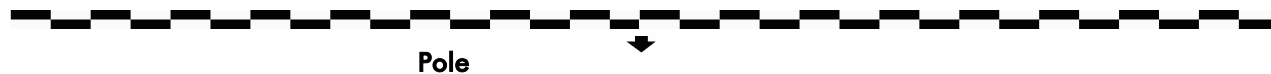


VIII TROFEO MOTORLAND ARAGON CAMPEONATO DE VELOCIDAD

Carrera 1 (10 laps, 53,5 km)

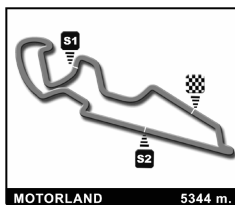
MOTORLAND 5344 m. Parrilla de salida

Harriet ARRUIBARRENA	PCR SPORT	3	- 11 -		
2:55.710	Jesús JOSA	A. C. CIRCUITO GUADALOPE	9	- 10 -	3:31.052 Guillaume MEURA
2:44.000	Alfredo SÁNCHEZ	SLT RACING	37	- 9 -	2:44.956 Anabel TOSTADO
2:42.543	Alejandro SORIANO	SLT RACING	35	- 8 -	2:43.158 Julio GARDE
2:41.397	Oscar SORIANO	SLT RACING	34	- 7 -	2:41.641 Gonzalo MATEO
2:38.833	Albert / Alex COSIN	ALEX COSIN CAMPS	6	- 6 -	2:38.942 Iván PEREZ
2:31.631	Fernando ZABALZA	ESCUDERIA SAN FERMIN	128	- 5 -	2:35.898 Sergio PERALTA
2:26.412	Jordi EGUI	VRT	91	- 4 -	2:26.808 Luis LOPEZ
2:25.495	Daniel OLIVER	A. C. CIRCUITO GUADALOPE	39	- 3 -	2:25.862 Angel M. MARTINEZ
2:23.668	Joaquín RODRIGO	AUTOMOVIL CLUB ZARAGOZA	4	- 2 -	2:25.457 J. Carlos RODRIGUEZ
2:17.121	David SANCHEZ	A. C. CIRCUITO GUADALOPE	7	- 1 -	2:12.643 Jesús M. MUNIESA



Comisarios deportivos:

Cronometrador:



CAMPEONATO DE VELOCIDAD

VIII TROFEO MOTORLAND ARAGON

Carrera 1 (10 laps, 53,5 km.)

Clasificación Final

Piloto	Nac	Equipo	Coche	Vlts.	Tiempo	Dif.	Km/h	Mejor Vuelta				
								Vlt.	Tiempo	Km/h		
1	5	Jesús M. MUNIESA	A. C. CIRCUITO GUADALOPE	Porsche 996 GT3 RS 3.6	4	10	22:51.589	-	140.3	5	2:15.580	141.9
2	7	David SANCHEZ	A. C. CIRCUITO GUADALOPE	Seat Leon Supercopa 2.0	3	10	23:26.008	+34.419	136.9	3	2:18.072	139.4
3	4	Joaquín RODRIGO	AUTOMOVIL CLUB ZARAGOZA	Renault Clio Cup 2.0	2	10	24:33.997	+1:42.408	130.5	7	2:26.444	131.4
4	91	Jordi EGUI	VRT	Renault Clio Cup 2.0	2	10	24:49.502	+1:57.913	129.2	6	2:26.610	131.2
5	16	Angel M. MARTINEZ	A. C. CIRCUITO GUADALOPE	Renault Megane 2.0	2	10	24:51.409	+1:59.820	129.0	9	2:25.140	132.6
6	125	J. Carlos RODRIGUEZ	J. C. RODRIGUEZ BARCALA	Seat Leon 1.8 T	3	10	24:51.410	+1:59.821	129.0	6	2:25.252	132.5
7	39	Daniel OLIVER	A. C. CIRCUITO GUADALOPE	Renault Clio 2.0	2	10	25:01.953	+2:10.364	128.1	3	2:26.382	131.5
8	88	Luis LOPEZ	A. C. CIRCUITO GUADALOPE	Renault Clio Cup 2.0	2	10	25:01.954	+2:10.365	128.1	10	2:27.259	130.7
9	128	Fernando ZABALZA	ESCUDERIA SAN FERMIN	Honda CRX 1.8	2	9	24:04.671	1 Lap	119.9	3	2:35.328	123.9
10	130	Sergio PERALTA	A. C. CIRCUITO GUADALOPE	Hyundai Accent GT 1.6	1	9	24:15.803	1 Lap	119.0	6	2:38.520	121.4
11	6	Albert / Alex COSIN	ALEX COSIN CAMPS	Volkswagen Golf GTI 1.8	CLASICO	9	24:22.996	1 Lap	118.4	8	2:37.450	122.2
12	35	Alejandro SORIANO	SLT RACING	Citroen Saxo 1.6	1	9	24:44.032	1 Lap	116.7	7	2:42.471	118.4
13	37	Alfredo SANCHEZ	SLT RACING	Hyundai Getz 1.6	1	9	24:46.477	1 Lap	116.5	6	2:42.869	118.1
14	126	Julio GARDE	ESCUDERIA SAN FERMIN	Hyundai Accent 2.0	2	9	25:01.561	1 Lap	115.3	6	2:38.567	121.3
15	34	Oscar SORIANO	SLT RACING	Hyundai Getz Cup 1.5	1	9	25:10.638	1 Lap	114.6	6	2:42.045	118.7
16	133	Anabel TOSTADO	ESCUDERIA OSONA	Nissan Micra Cup 1.6	1	9	25:19.412	1 Lap	114.0	7	2:45.834	116.0
17	9	Jesús JOSA	A. C. CIRCUITO GUADALOPE	Mini Cooper 1.3	CLASICO	7	23:06.753	3 Laps	97.1	2	3:04.390	104.4

No clasificados:

132	Gonzalo MATEO	AUTOMOVIL CLUB ZARAGOZA	Porsche 928 3.0	CLASICO	1	2:55.780
-----	---------------	-------------------------	-----------------	---------	---	-----------------

No salidos

3	Harriet ARRUABARRENA	PCR SPORT	Seat Leon 2.0	3
8	Iván PEREZ	A. C. CIRCUITO GUADALOPE	Citroen AX Sport	1
44	Guillaume MEURA	A. C. CIRCUITO GUADALOPE	Volkswagen Golf GTI 1.8	ELECTRICO

Pole		D. SANCHEZ		2:17.121	
Vuelta Rápida	Vlt. 5	Jesús M. MUNIESA		2:15.580	
				141.9 Kph	

Nº 88 Y 125 - PERDIDA DE 2 POSICIONES. ART. 16.18

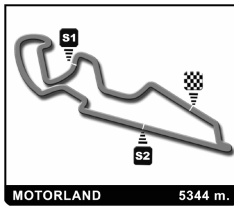
Hora de publicación:

Estado de pista:

SECO

Comisarios deportivos:

Cronometrador:



VIII TROFEO MOTORLAND ARAGON CAMPEONATO DE VELOCIDAD

Carrera 1

Planing

VUELTA

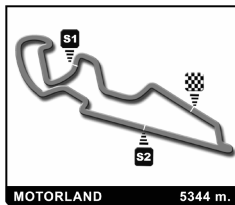
Nº	Pos	Grid	1	2	3	4	5	6	7	8	9	10
7	1	7	5	5	5	5	5	5	5	5	5	5
5	2	5	7	7	7	7	7	7	7	7	7	7
4	3	4	4	4	4	4	4	4	4	4	4	4
125	4	125	125	125	125	125	125	125	125	125	125	125
39	5	39	88	88	88	88	88	88	88	88	91	91
16	6	16	91	91	91	91	91	91	91	91	88	88
91	7	91	130	16	16	16	16	16	16	16	16	16
88	8	88	6	39	39	39	39	39	39	39	39	39
128	9	128	39	6	128	128	128	128	128	128	128	128
130	10	130	16	128	6	6	6	6	6	6	130	130
6	11	6	128	130	130	130	130	130	130	130	6	6
8	12	8	35	126	126	126	126	126	126	35	35	35
34	13	34	126	35	35	35	35	35	35	37	37	37
132	14	132	132	37	37	37	37	37	37	126	126	126
35	15	35	37	133	34	34	34	34	34	34	34	34
126	16	126	133	34	133	133	133	133	133	133	133	133
37	17	37	34	9	9	9	9	9	9	9	9	9
133	18	133	9									
9	19	9										
44	20	44										
3	21	3										



VIII TROFEO MOTORLAND ARAGON CAMPEONATO DE VELOCIDAD Carrera 1

MOTORLAND 5344 m. Mejores tiempos de sector

SECTOR 1			SECTOR 2		SECTOR 3		Pos	Piloto	Vuelta Ideal	Mejor Vuelta
Pos	Piloto	Tiempo	Piloto	Tiempo	Piloto	Tiempo				
1	5 J.MUNIESA	36.663	5 J.MUNIESA	1:08.011	5 J.MUNIESA	29.993	1	5 J.MUNIESA	2'14.667	2:15.580 (1)
2	7 D.SANCHEZ	37.176	7 D.SANCHEZ	1:09.052	7 D.SANCHEZ	31.827	2	7 D.SANCHEZ	2'18.055	2:18.072 (2)
3	125 J.RODRIGUEZ	38.002	125 J.RODRIGUEZ	1:12.691	39 D.OLIVER	33.768	3	125 J.RODRIGUEZ	2'24.798	2:25.252 (4)
4	16 A.MARTINEZ	38.141	16 A.MARTINEZ	1:13.065	16 A.MARTINEZ	33.823	4	16 A.MARTINEZ	2'25.029	2:25.140 (3)
5	91 J.EGUI	38.215	4 J.RODRIGO	1:13.093	125 J.RODRIGUEZ	34.105	5	39 D.OLIVER	2'25.622	2:26.382 (5)
6	4 J.RODRIGO	38.486	39 D.OLIVER	1:13.161	88 L.LOPEZ	34.171	6	4 J.RODRIGO	2'25.786	2:26.444 (6)
7	39 D.OLIVER	38.693	91 J.EGUI	1:13.896	4 J.RODRIGO	34.207	7	91 J.EGUI	2'26.348	2:26.610 (7)
8	88 L.LOPEZ	38.960	88 L.LOPEZ	1:14.040	91 J.EGUI	34.237	8	88 L.LOPEZ	2'27.171	2:27.259 (8)
9	6 A.COSIN	41.203	128 F.ZABALZA	1:17.053	128 F.ZABALZA	34.565	9	128 F.ZABALZA	2'34.459	2:35.328 (9)
10	130 S.PERALTA	41.525	6 A.COSIN	1:18.533	126 J.GARDE	36.755	10	6 A.COSIN	2'37.200	2:37.450 (10)
11	126 J.GARDE	41.865	130 S.PERALTA	1:19.274	6 A.COSIN	37.464	11	126 J.GARDE	2'38.231	2:38.567 (12)
12	37 A.SANCHEZ	41.869	126 J.GARDE	1:19.611	130 S.PERALTA	37.605	12	130 S.PERALTA	2'38.404	2:38.520 (11)
13	34 O.SORIANO	42.112	34 O.SORIANO	1:20.541	35 A.SORIANO	37.762	13	37 A.SANCHEZ	2'40.819	2:42.869 (15)
14	35 A.SORIANO	42.165	37 A.SANCHEZ	1:20.707	132 G.MATEO	37.807	14	34 O.SORIANO	2'40.831	2:42.045 (13)
15	128 F.ZABALZA	42.841	35 A.SORIANO	1:22.053	34 O.SORIANO	38.178	15	35 A.SORIANO	2'41.980	2:42.471 (14)
16	133 A.TOSTADO	44.082	133 A.TOSTADO	1:22.359	37 A.SANCHEZ	38.243	16	133 A.TOSTADO	2'45.274	2:45.834 (16)
17	132 G.MATEO	45.945	132 G.MATEO	1:22.583	133 A.TOSTADO	38.833	17	132 G.MATEO	2'46.335	
18	9 J.JOSA	48.700	9 J.JOSA	1:30.844	9 J.JOSA	44.778	18	9 J.JOSA	3'04.322	3:04.390 (17)



MOTORLAND 5344 m.

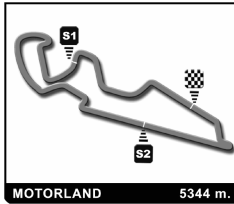
VIII TROFEO MOTORLAND ARAGON

CAMPEONATO DE VELOCIDAD

Después de Carrera 1

Velocidad máxima del evento

Piloto	Equipo	Coches	V. Max	Vlt.	Sesión
5 Jesús M. MUNIESA	A. C. CIRCUITO GUADALOPE	Porsche 996 GT3 RS 3.6	4	280.9	3 Entrenamientos Oficiales
3 Harriet ARRUIBARRENA	PCR SPORT	Seat Leon 2.0	3	255.5	2 Entrenamientos Libres
7 David SANCHEZ	A. C. CIRCUITO GUADALOPE	Seat Leon Supercopa 2.0	3	250.6	9 Entrenamientos Libres
16 Angel M. MARTINEZ	A. C. CIRCUITO GUADALOPE	Renault Megane 2.0	2	237.1	3 Carrera 1
39 Daniel OLIVER	A. C. CIRCUITO GUADALOPE	Renault Clio 2.0	2	237.1	8 Entrenamientos Oficiales
128 Fernando ZABALZA	ESCUADERIA SAN FERMIN	Honda CRX 1.8	2	236.2	8 Carrera 1
88 Luis LOPEZ	A. C. CIRCUITO GUADALOPE	Renault Clio Cup 2.0	2	233.9	4 Entrenamientos Libres
125 J. Carlos RODRIGUEZ	J. C. RODRIGUEZ BARCALA	Seat Leon 1.8 T	3	233.4	7 Entrenamientos Oficiales
132 Gonzalo MATEO	AUTOMOVIL CLUB ZARAGOZA	Porsche 928 3.0	CLASICO	230.7	3 Entrenamientos Oficiales
4 Joaquin RODRIGO	AUTOMOVIL CLUB ZARAGOZA	Renault Clio Cup 2.0	2	228.9	3 Entrenamientos Libres
91 Jordi EGUI	VRT	Renault Clio Cup 2.0	2	228.9	8 Carrera 1
126 Julio GARDE	ESCUADERIA SAN FERMIN	Hyundai Accent 2.0	2	218.8	4 Carrera 1
35 Alejandro SORIANO	SLT RACING	Citroen Saxo 1.6	1	212.9	9 Carrera 1
8 Iván PEREZ	A. C. CIRCUITO GUADALOPE	Citroen AX Sport	1	211.0	2 Entrenamientos Oficiales
6 Albert / Alex COSIN	ALEX COSIN CAMPS	Volkswagen Golf GTI 1.8	CLASICO	206.6	8 Carrera 1
130 Sergio PERALTA	A. C. CIRCUITO GUADALOPE	Hyundai Accent GT 1.6	1	205.2	8 Entrenamientos Oficiales
34 Oscar SORIANO	SLT RACING	Hyundai Getz Cup 1.5	1	204.8	4 Entrenamientos Oficiales
37 Alfredo SANCHEZ	SLT RACING	Hyundai Getz 1.6	1	203.8	7 Carrera 1
133 Anabel TOSTADO	ESCUADERIA OSONA	Nissan Micra Cup 1.6	1	202.7	1 Carrera 1
9 Jesús JOSA	A. C. CIRCUITO GUADALOPE	Mini Cooper 1.3	CLASICO	168.0	6 Entrenamientos Oficiales
44 Guillaume MEURA	A. C. CIRCUITO GUADALOPE	Volkswagen Golf GTI 1.8	ELECTRICO	166.4	2 Entrenamientos Libres
36 Tomás ROMANO	SLT RACING	Hyundai Getz 1.6	1	135.6	1 Entrenamientos Libres



VIII TROFEO MOTORLAND ARAGON

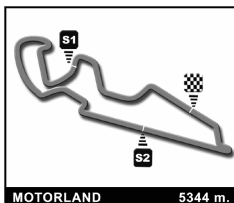
CAMPEONATO DE VELOCIDAD

Carrera 1

MOTORLAND 5344 m.

Secuencia de vueltas rápidas

Tiempo de sesión	Piloto	Equipo	Coche	Clase	Tiempo	km/h	Vlt.
4:35.706	5 Jesús M. MUNIESA	A. C. CIRCUITO GUADALOPE	Porsche 996 GT3 RS 3.6	4	2:19.560	137.9	2
4:39.879	7 David SANCHEZ	A. C. CIRCUITO GUADALOPE	Seat Leon Supercopa 2.0	3	2:19.016	138.4	2
6:52.741	5 Jesús M. MUNIESA	A. C. CIRCUITO GUADALOPE	Porsche 996 GT3 RS 3.6	4	2:17.035	140.4	3
9:09.415	5 Jesús M. MUNIESA	A. C. CIRCUITO GUADALOPE	Porsche 996 GT3 RS 3.6	4	2:16.674	140.8	4
11:24.995	5 Jesús M. MUNIESA	A. C. CIRCUITO GUADALOPE	Porsche 996 GT3 RS 3.6	4	2:15.580	141.9	5

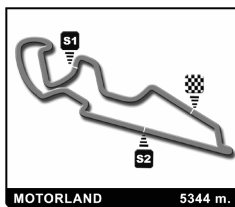


VIII TROFEO MOTORLAND ARAGON CAMPEONATO DE VELOCIDAD Carrera 1

Tiempos por vuelta

P Piloto Doblado

Nº	Tiempo	Dif.	Nº	Tiempo	Dif.	Nº	Tiempo	Dif.	Nº	Tiempo	Dif.	Nº	Tiempo	Dif.
Vuelta 1			133	2:48.804	1'44.682	126	2:38.567	1 Lap	6	3:00.127	1 Lap			
5	2:16.146		Vuelta 4			7	2:21.321	20.098	4	2:28.971	1'42.408			
7	2:20.863	4.717	5	2:16.674		35	2:43.392	1 Lap	125	2:26.903	1'48.032			
4	2:28.623	12.477	7	2:18.524	7.060	37	2:42.869	1 Lap	35	2:43.523	1 Lap			
125	2:34.416	18.270	9	3:16.426	1 Lap	34	2:42.045	1 Lap	37	2:44.419	1 Lap			
88	2:35.821	19.675	4	2:27.109	40.746	133	2:46.226	1 Lap	91	2:26.924	1'57.913			
91	2:43.058	26.912	125	2:27.486	48.667	4	2:26.444	1'12.141	88	2:27.259	1'59.641			
130	2:47.244	31.098	88	2:28.133	52.244	125	2:26.809	1'18.908	16	2:25.590	1'59.820			
6	2:49.174	33.028	91	2:27.323	57.820	88	2:28.189	1'27.080	126	2:59.258	1 Lap			
39	2:50.292	34.146	16	2:26.033	1'08.912	91	2:26.810	1'28.826	39	2:27.100	2'10.364			
16	2:51.869	35.723	39	2:26.558	1'10.357	16	2:25.207	1'36.576	34	2:44.378	1 Lap			
128	2:52.911	36.765	128	2:35.556	1'35.881	39	2:27.400	1'42.708	133	2:46.931	1 Lap			
35	2:53.927	37.781	6	2:38.457	1'41.366	Vuelta 8								
126	2:53.977	37.831	130	2:39.483	1'48.058	5	2:17.001							
132	2:55.780	39.634	126	2:39.121	1'48.598	128	2:38.126	1 Lap						
37	2:58.381	42.235	35	2:43.615	1'58.434	7	2:23.258	26.355						
133	3:00.752	44.606	37	2:43.474	1'59.098	6	2:38.353	1 Lap						
34	3:09.291	53.145	34	2:42.919	2'10.227	130	2:40.912	1 Lap						
9	3:19.030	1'02.884	133	2:46.361	2'14.369	126	2:52.193	1 Lap						
Vuelta 2			Vuelta 5			35	2:42.471	1 Lap						
5	2:19.560		5	2:15.580		37	2:43.167	1 Lap						
7	2:19.016	4.173	7	2:19.831	11.311	9	3:22.998	2 Laps						
4	2:26.960	19.877	4	2:27.346	52.512	4	2:26.684	1'21.824						
125	2:27.415	26.125	125	2:27.280	1'00.367	34	2:55.323	1 Lap						
88	2:28.181	28.296	88	2:28.222	1'04.886	133	2:45.834	1 Lap						
91	2:28.732	36.084	91	2:26.686	1'08.926	125	2:27.136	1'29.043						
16	2:32.925	49.088	16	2:25.740	1'19.072	88	2:28.334	1'38.413						
39	2:36.540	51.126	39	2:27.508	1'22.285	91	2:27.018	1'38.843						
6	2:43.847	57.315	9	3:19.711	1 Lap	16	2:25.588	1'45.163						
128	2:41.501	58.706	128	2:36.910	1'57.211	39	2:26.814	1'52.521						
130	2:50.377	1'01.915	6	2:38.045	2'03.831	Vuelta 9								
126	2:44.176	1'02.447	130	2:39.079	2'11.557	5	2:17.187							
35	2:46.683	1'04.904	126	2:39.425	2'12.443	7	2:23.188	32.356						
37	2:43.263	1'05.938	Vuelta 6			128	2:39.671	1 Lap						
133	2:47.867	1'12.913	5	2:17.437		6	2:37.450	1 Lap						
34	2:43.599	1'17.184	35	2:43.775	1 Lap	130	2:39.842	1 Lap						
9	3:04.390	1'47.714	37	2:43.756	1 Lap	35	2:43.022	1 Lap						
Vuelta 3			7	2:20.986	14.860	37	2:43.753	1 Lap						
5	2:17.035		34	2:43.523	1 Lap	126	2:54.105	1 Lap						
7	2:18.072	5.210	133	2:47.190	1 Lap	4	2:27.686	1'32.323						
4	2:27.469	30.311	4	2:26.705	1'01.780	125	2:28.159	1'40.015						
125	2:28.765	37.855	125	2:25.252	1'08.182	91	2:28.219	1'49.875						
88	2:29.524	40.785	88	2:27.525	1'14.974	88	2:30.042	1'51.268						
91	2:28.122	47.171	91	2:26.610	1'18.099	16	2:25.140	1'53.116						
16	2:27.500	59.553	16	2:25.817	1'27.452	34	2:45.727	1 Lap						
39	2:26.382	1'00.473	39	2:26.543	1'31.391	133	2:49.447	1 Lap						
128	2:35.328	1'16.999	Vuelta 7			39	2:26.816	2'02.150						
6	2:39.303	1'19.583	5	2:16.083		Vuelta 10								
130	2:40.369	1'25.249	128	2:37.788	1 Lap	5	2:18.886							
126	2:40.739	1'26.151	6	2:38.240	1 Lap	9	3:31.377	3 Laps						
35	2:43.624	1'31.493	9	3:12.821	2 Laps	7	2:20.949	34.419						
37	2:43.395	1'32.298	130	2:38.520	1 Lap	128	2:46.880	1 Lap						
34	2:43.833	1'43.982				130	2:39.977	1 Lap						



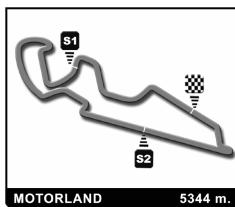
VIII TROFEO MOTORLAND ARAGON CAMPEONATO DE VELOCIDAD

Carrera 1

Vuelta a vuelta

Mejor Personal Mejor de la sesión B Cruzando la línea de meta por el pit lane.

Vlt.	Tiempo	Sector 1	Sector 2	Sector 3	Km/h	T. Sesión	Vlt.	Tiempo	Sector 1	Sector 2	Sector 3	Km/h	T. Sesión
4	Joaquín RODRIGO AUTOMOVIL CLUB ZARAGOZA Renault Clio Cup 2.0						3	3:16.426	50.062	1:36.856	49.508	98.0	9:39.846
1	2:28.623	41.323	1:13.093	34.207	129.5	2:28.623	4	3:19.711	51.891	1:38.807	49.013	96.3	12:59.557
2	2:26.960	39.062	1:13.329	34.569	130.9	4:55.583	5	3:12.821	51.201	1:33.041	48.579	99.8	16:12.378
3	2:27.469	39.735	1:13.288	34.446	130.5	7:23.052	6	3:22.998	56.192	1:38.028	48.778	94.8	19:35.376
4	2:27.109	39.060	1:13.537	34.512	130.8	9:50.161	7	3:31.377	1:01.854	1:39.158	50.365	91.0	23:06.753
5	2:27.346	39.029	1:13.589	34.728	130.6	12:17.507							
6	2:26.705	38.671	1:13.750	34.284	131.2	14:44.212							
7	2:26.444	38.486	1:13.651	34.307	131.4	17:10.656							
8	2:26.684	38.767	1:13.569	34.348	131.2	19:37.340							
9	2:27.686	38.936	1:14.034	34.716	130.3	22:05.026							
10	2:28.971	40.234	1:14.029	34.708	129.2	24:33.997							
5	Jesús M. MUNIESA A. C. CIRCUITO GUADALOPE Porsche 996 GT3 RS 3.6												
1	2:16.146	37.680	1:08.011	30.455	141.3	2:16.146							
2	2:19.560	38.789	1:10.757	30.014	137.9	4:35.706							
3	2:17.035	38.221	1:08.821	29.993	140.4	6:52.741							
4	2:16.674	37.828	1:08.682	30.164	140.8	9:09.415							
5	2:15.580	37.143	1:08.145	30.292	141.9	11:24.995							
6	2:17.437	36.949	1:10.276	30.212	140.0	13:42.432							
7	2:16.083	36.663	1:08.239	31.181	141.4	15:58.515							
8	2:17.001	37.727	1:08.744	30.530	140.5	18:15.516							
9	2:17.187	36.964	1:09.406	30.817	140.3	20:32.703							
10	2:18.886	37.236	1:10.343	31.307	138.5	22:51.589							
6	Albert / Alex COSIN ALEX COSIN CAMPS Volkswagen Golf GTI 1.8												
1	2:49.174	51.568	1:19.641	37.965	113.7	2:49.174							
2	2:43.847	45.868	1:20.113	37.866	117.4	5:33.021							
3	2:39.303	42.640	1:19.001	37.662	120.8	8:12.324							
4	2:38.457	41.962	1:18.811	37.684	121.4	10:50.781							
5	2:38.045	41.610	1:18.832	37.603	121.8	13:28.826							
6	2:38.240	41.702	1:18.734	37.804	121.6	16:07.066							
7	2:38.353	41.203	1:19.115	38.035	121.5	18:45.419							
8	2:37.450	41.453	1:18.533	37.464	122.2	21:22.869							
9	3:00.127	41.693	1:34.642	43.792	106.8	24:22.996							
7	David SANCHEZ A. C. CIRCUITO GUADALOPE Seat Leon Supercopa 2.0												
1	2:20.863	39.014	1:09.731	32.118	136.6	2:20.863							
2	2:19.016	37.541	1:09.602	31.873	138.4	4:39.879							
3	2:18.072	37.193	1:09.052	31.827	139.4	6:57.951							
4	2:18.524	37.176	1:09.519	31.829	138.9	9:16.475							
5	2:19.831	37.181	1:09.368	33.282	137.6	11:36.306							
6	2:20.986	37.454	1:11.611	31.921	136.5	13:57.292							
7	2:21.321	37.986	1:11.111	32.224	136.2	16:18.613							
8	2:23.258	39.323	1:11.297	32.638	134.3	18:41.871							
9	2:23.188	40.151	1:10.740	32.297	134.4	21:05.059							
10	2:20.949	37.633	1:10.851	32.465	136.5	23:26.008							
9	Jesús JOSA A. C. CIRCUITO GUADALOPE Mini Cooper 1.3												
1	3:19.030	1:02.305	1:31.947	44.778	96.7	3:19.030							
2	3:04.390	48.700	1:30.844	44.846	104.4	6:23.420							
16	Angel M. MARTINEZ A. C. CIRCUITO GUADALOPE Renault Megane 2.0												
1	2:51.869	59.955	1:16.743	35.171	112.0	2:51.869							
2	2:32.925	41.754	1:14.137	37.034	125.8	5:24.794							
3	2:27.500	40.188	1:13.255	34.057	130.5	7:52.294							
4	2:26.033	38.860	1:13.133	34.040	131.8	10:18.327							
5	2:25.740	38.446	1:13.308	33.986	132.0	12:44.067							
6	2:25.817	38.561	1:13.260	33.996	132.0	15:09.884							
7	2:25.207	38.203	1:13.065	33.939	132.5	17:35.091							
8	2:25.588	38.426	1:13.110	34.052	132.2	20:00.679							
9	2:25.140	38.141	1:13.176	33.823	132.6	22:25.819							
10	2:25.590	38.469	1:13.265	33.856	132.2	24:51.409							
34	Oscar SORIANO SLT RACING Hyundai Getz Cup 1.5												
1	3:09.291	1:08.630	1:21.875	38.786	101.7	3:09.291							
2	2:43.599	43.196	1:21.648	38.755	117.6	5:52.890							
3	2:43.833	42.979	1:22.124	38.730	117.4	8:36.723							
4	2:42.919			38.740	118.1	11:19.642							
5	2:43.523			38.178	117.7	14:03.165							
6	2:42.045	43.017	1:20.541	38.487	118.7	16:45.210							
7	2:55.323	42.112	1:34.531	38.680	109.8	19:40.533							
8	2:45.727	43.792	1:22.083	39.852	116.1	22:26.260							
9	2:44.378	43.187	1:22.679	38.512	117.1	25:10.638							
35	Alejandro SORIANO SLT RACING Citroen Saxo 1.6												
1	2:53.927	52.862	1:22.053	39.012	110.6	2:53.927							
2	2:46.683	46.090	1:22.564	38.029	115.4	5:40.610							
3	2:43.624	43.138	1:22.155	38.331	117.6	8:24.234							
4	2:43.615	42.839	1:22.708	38.068	117.6	11:07.849							
5	2:43.775	42.798	1:22.785	38.192	117.5	13:51.624							
6	2:43.392	42.356	1:22.922	38.114	117.8	16:35.016							
7	2:42.471	42.165	1:22.544	37.762	118.4	19:17.487							
8	2:43.022	42.342	1:22.258	38.422	118.0	22:00.509							
9	2:43.523	42.552	1:22.713	38.258	117.7	24:44.032							
37	Alfredo SANCHEZ SLT RACING Hyundai Getz 1.6												
1	2:58.381	55.814	1:23.859	38.708	107.9	2:58.381							
2	2:43.263	44.149	1:20.707	38.407	117.9	5:41.644							
3	2:43.395	43.385	1:21.267	38.743	117.8	8:25.039							
4	2:43.474	42.455	1:21.607	39.412	117.7	11:08.513							
5	2:43.756	42.410	1:22.893	38.453	117.5	13:52.269							
6	2:42.869	41.869	1:22.207	38.793	118.1	16:35.138							
7	2:43.167	42.209	1:22.715	38.243	117.9	19:18.305							
8	2:43.753	42.162	1:21.994	39.597	117.5	22:02.058							
9	2:44.419	44.928	1:20.915	38.576	117.0	24:46.477							



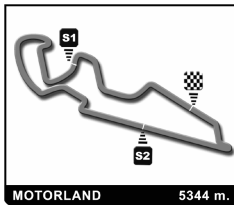
VIII TROFEO MOTORLAND ARAGON CAMPEONATO DE VELOCIDAD

Carrera 1

Vuelta a vuelta

Mejor Personal Mejor de la sesión B Cruzando la línea de meta por el pit lane.

Vlt.	Tiempo	Sector 1	Sector 2	Sector 3	Km/h	T. Sesión	Vlt.	Tiempo	Sector 1	Sector 2	Sector 3	Km/h	T. Sesión		
39	Daniel OLIVER	A. C. CIRCUITO GUADALOPE Renault Clio 2.0						2	2:44.176	45.679	1:21.478	37.019	117.2	5:38.153	
1	2:50.292	43.246	1:32.787	34.259	113.0	2:50.292	3	2:40.739	43.618	1:20.093	37.028	119.7	8:18.892		
2	2:36.540	47.827	1:14.775	33.938	122.9	5:26.832	4	2:39.121	42.701	1:19.611	36.809	120.9	10:58.013		
3	2:26.382	39.250	1:13.161	33.971	131.5	7:53.214	5	2:39.425	42.757	1:19.913	36.755	120.7	13:37.438		
4	2:26.558	38.987	1:13.633	33.938	131.3	10:19.772	6	2:38.567	41.865	1:19.656	37.046	121.3	16:16.005		
5	2:27.508	38.958	1:14.509	34.041	130.4	12:47.280	7	2:52.193	43.481	1:24.955	43.757	111.7	19:08.198		
6	2:26.543	38.911	1:13.624	34.008	131.3	15:13.823	8	2:54.105	43.812	1:27.458	42.835	110.5	22:02.303		
7	2:27.400	39.133	1:14.492	33.775	130.5	17:41.223	9	2:59.258	44.093	1:30.567	44.598	107.3	25:01.561		
8	2:26.814	38.693	1:14.320	33.801	131.1	20:08.037									
9	2:26.816	38.785	1:14.219	33.812	131.1	22:34.853									
10	2:27.100	39.094	1:14.238	33.768	130.8	25:01.953									
88	Luis LOPEZ	A. C. CIRCUITO GUADALOPE Renault Clio Cup 2.0						128	Fernando ZABALZA	ESCUDERIA SAN FERMIN Honda CRX 1.8					
1	2:35.821	45.771	1:14.955	35.095	123.5	2:35.821	1	2:52.911	55.960	1:20.556	36.395	111.3	2:52.911		
2	2:28.181	39.401	1:14.187	34.593	129.9	5:04.002	2	2:41.501	45.905	1:20.795	34.801	119.1	5:34.412		
3	2:29.524	40.324	1:14.462	34.738	128.7	7:33.526	3	2:35.328	43.561	1:17.053	34.714	123.9	8:09.740		
4	2:28.133	39.456	1:14.319	34.358	129.9	10:01.659	4	2:35.556	43.007	1:17.487	35.062	123.7	10:45.296		
5	2:28.222	39.296	1:14.540	34.386	129.8	12:29.881	5	2:36.910	43.047	1:18.928	34.935	122.6	13:22.206		
6	2:27.525	38.982	1:14.215	34.328	130.4	14:57.406	6	2:37.788	43.816	1:18.853	35.119	121.9	15:59.994		
7	2:28.189	38.960	1:14.309	34.920	129.8	17:25.595	7	2:38.126	42.841	1:19.520	35.765	121.7	18:38.120		
8	2:28.334	39.127	1:14.514	34.693	129.7	19:53.929	8	2:39.671	45.626	1:19.480	34.565	120.5	21:17.791		
9	2:30.042	39.153	1:16.549	34.340	128.2	22:23.971	9	2:46.880	43.990	1:22.186	40.704	115.3	24:04.671		
10	2:27.259	39.048	1:14.040	34.171	130.7	24:51.230									
91	Jordi EGUI	VRT Renault Clio Cup 2.0						130	Sergio PERALTA	A. C. CIRCUITO GUADALOPE Hyundai Accent GT 1.6					
1	2:43.058	51.974	1:15.749	35.335	118.0	2:43.058	1	2:47.244	48.481	1:20.525	38.238	115.1	2:47.244		
2	2:28.732	39.030	1:14.731	34.971	129.4	5:11.790	2	2:50.377	51.392	1:21.235	37.750	112.9	5:37.621		
3	2:28.122	39.068	1:14.367	34.687	129.9	7:39.912	3	2:40.369	42.604	1:19.587	38.178	120.0	8:17.990		
4	2:27.323	38.473	1:14.162	34.688	130.6	10:07.235	4	2:39.483	42.353	1:19.275	37.855	120.7	10:57.473		
5	2:26.686	38.301	1:14.001	34.384	131.2	12:33.921	5	2:39.079	42.200	1:19.274	37.605	121.0	13:36.552		
6	2:26.610	38.270	1:13.896	34.444	131.2	15:00.531	6	2:38.520	41.539	1:19.285	37.696	121.4	16:15.072		
7	2:26.810	38.219	1:13.958	34.633	131.1	17:27.341	7	2:40.912	41.845	1:21.277	37.790	119.6	18:55.984		
8	2:27.018	38.215	1:14.216	34.587	130.9	19:54.359	8	2:39.842	41.621	1:20.132	38.089	120.4	21:35.826		
9	2:28.219	38.635	1:14.864	34.720	129.8	22:22.578	9	2:39.977	41.525	1:20.477	37.975	120.3	24:15.803		
10	2:26.924	38.493	1:14.194	34.237	131.0	24:49.502									
125	J. Carlos RODRIGUEZ	J. C. RODRIGUEZ BARCALA Seat Leon 1.8 T						132	Gonzalo MATEO	AUTOMOVIL CLUB ZARAGOZA Porsche 928 3.0					
1	2:34.416	43.590	1:16.099	34.727	124.6	2:34.416	1	2:55.780	55.390	1:22.583	37.807	109.5	2:55.780		
2	2:27.415	38.822	1:14.154	34.439	130.5	5:01.831									
3	2:28.765	40.114	1:14.435	34.216	129.3	7:30.596									
4	2:27.486	39.039	1:13.166	35.281	130.5	9:58.082									
5	2:27.280	38.740	1:13.824	34.716	130.6	12:25.362									
6	2:25.252	38.152	1:12.995	34.105	132.5	14:50.614									
7	2:26.809	38.002	1:12.691	36.116	131.1	17:17.423									
8	2:27.136	39.164	1:13.519	34.453	130.8	19:44.559									
9	2:28.159	39.809	1:14.026	34.324	129.9	22:12.718									
10	2:26.903	38.070	1:14.577	34.256	131.0	24:39.621									
126	Julio GARDE	ESCUDERIA SAN FERMIN Hyundai Accent 2.0						133	Anabel TOSTADO	ESCUDERIA OSONA Nissan Micra Cup 1.6					
1	2:53.977	54.793	1:21.242	37.942	110.6	2:53.977	1	3:00.752	56.803	1:24.929	39.020	106.5	3:00.752		
							2	2:47.867	45.489	1:23.213	39.165	114.6	5:48.619		
							3	2:48.804	45.876	1:23.555	39.373	114.0	8:37.423		
							4	2:46.361	45.169	1:22.359	38.833	115.7	11:23.784		
							5	2:47.190	44.903	1:23.111	39.176	115.1	14:10.974		
							6	2:46.226	44.204	1:22.866	39.156	115.8	16:57.200		
							7	2:45.834	44.082	1:22.752	39.000	116.0	19:43.034		
							8	2:49.447	45.179	1:24.028	40.240	113.6	22:32.481		
							9	2:46.931	44.223	1:23.430	39.278	115.3	25:19.412		



VIII TROFEO MOTORLAND ARAGON CAMPEONATO DE VELOCIDAD

Carrera 1

Clasificación Provisional por clase

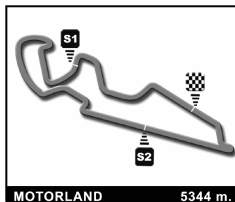
Nº	Piloto	Nac	Equipo	Coche	Vlts.	Tiempo	Diff.	Km/h	Mejor Vuelta		
									Vlt.	Tiempo	Km/h
1											
1	130 Sergio PERALTA		A. C. CIRCUITO GUADALOPE	Hyundai Accent GT 1.6	9	24:15.803		119.0	6	2:38.520	121.4
2	35 Alejandro SORIANO		SLT RACING	Citroen Saxo 1.6	9	24:44.032	+28.229	116.7	7	2:42.471	118.4
3	37 Alfredo SANCHEZ		SLT RACING	Hyunday Getz 1.6	9	24:46.477	+30.674	116.5	6	2:42.869	118.1
4	34 Oscar SORIANO		SLT RACING	Hyundai Getz Cup 1.5	9	25:10.638	+54.835	114.6	6	2:42.045	118.7
5	133 Anabel TOSTADO		ESCUDERIA OSONA	Nissan Micra Cup 1.6	9	25:19.412	+103.609	114.0	7	2:45.834	116.0
<i>No salidos</i>											
8	Iván PEREZ		A. C. CIRCUITO GUADALOPE	Citroen AX Sport					9 Laps	0.0	
2											
1	4 Joaquín RODRIGO		AUTOMOVIL CLUB ZARAGOZA	Renault Clio Cup 2.0	10	24:33.997		130.5	7	2:26.444	131.4
2	91 Jordi EGUI		VRT	Renault Clio Cup 2.0	10	24:49.502	+15.505	129.2	6	2:26.610	131.2
3	88 Luis LOPEZ		A. C. CIRCUITO GUADALOPE	Renault Clio Cup 2.0	10	24:51.230	+17.233	129.0	10	2:27.259	130.7
4	16 Angel M. MARTINEZ		A. C. CIRCUITO GUADALOPE	Renault Megane 2.0	10	24:51.409	+17.412	129.0	9	2:25.140	132.6
5	39 Daniel OLIVER		A. C. CIRCUITO GUADALOPE	Renault Clio 2.0	10	25:01.953	+27.956	128.1	3	2:26.382	131.5
6	128 Fernando ZABALZA		ESCUDERIA SAN FERMIN	Honda CRX 1.8	9	24:04.671	1 Laps	119.9	3	2:35.328	123.9
7	126 Julio GARDE		ESCUDERIA SAN FERMIN	Hyundai Accent 2.0	9	25:01.561	1 Laps	115.3	6	2:38.567	121.3
3											
1	7 David SANCHEZ		A. C. CIRCUITO GUADALOPE	Seat Leon Supercopa 2.0	10	23:26.008		136.9	3	2:18.072	139.4
2	125 J. Carlos RODRIGUEZ		J. C. RODRIGUEZ BARCALA	Seat Leon 1.8 T	10	24:39.621	+113.613	130.0	6	2:25.252	132.5
<i>No salidos</i>											
3	Harriet ARRUABARRENA		PCR SPORT	Seat Leon 2.0					10 Laps	0.0	
4											
1	5 Jesús M. MUNIESA		A. C. CIRCUITO GUADALOPE	Porsche 996 GT3 RS 3.6	10	22:51.589		140.3	5	2:15.580	141.9
CLASICO											
1	6 Albert / Alex COSIN		ALEX COSIN CAMPS	Volkswagen Golf GTI 1.8	9	24:22.996		118.4	8	2:37.450	122.2
2	9 Jesús JOSA		A. C. CIRCUITO GUADALOPE	Mini Cooper 1.3	7	23:06.753	2 Laps	97.1	2	3:04.390	104.4
<i>No clasificados:</i>											
132	Gonzalo MATEO		AUTOMOVIL CLUB ZARAGOZA	Porsche 928 3.0	1	2:55.780	8 Laps	109.5			
ELECTRICO											
<i>No salidos</i>											
44	Guillaume MEURA		A. C. CIRCUITO GUADALOPE	Volkswagen Golf GTI 1.8						0.0	

Hora publicación:

Estado de pista:

SECO

Director de carrera:	Cronometrador:
----------------------	----------------



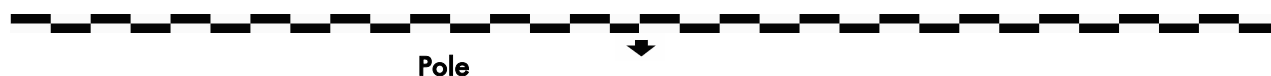
VIII TROFEO MOTORLAND ARAGON

CAMPEONATO DE VELOCIDAD

Carrera 2 (10 laps, 53,5 km)

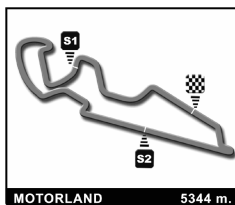
Parrilla de salida

Guillaume MEURA	A. C. CIRCUITO GUADALOPE	44	- 10 -	132	AUTOMOVIL CLUB ZARAGOZA	Gonzalo MATEO
Jesús JOSA	A. C. CIRCUITO GUADALOPE	9	- 9 -	133	ESCUADERIA OSONA	Anabel TOSTADO
Oscar SORIANO	SLT RACING	34	- 8 -	126	ESCUADERIA SAN FERMIN	Julio GARDE
Alfredo SANCHEZ	SLT RACING	37	- 7 -	35	SLT RACING	Alejandro SORIANO
Albert / Alex COSIN	ALEX COSIN CAMPS	6	- 6 -	130	A. C. CIRCUITO GUADALOPE	Sergio PERALTA
Fernando ZABALZA	ESCUADERIA SAN FERMIN	128	- 5 -	88	A. C. CIRCUITO GUADALOPE	Luis LOPEZ
Daniel OLIVER	A. C. CIRCUITO GUADALOPE	39	- 4 -	125	J. C. RODRIGUEZ BARCALA	J. Carlos RODRIGUEZ
Angel M. MARTINEZ	A. C. CIRCUITO GUADALOPE	16	- 3 -	91	VRT	Jordi EGUI
Joaquin RODRIGO	AUTOMOVIL CLUB ZARAGOZA	4	- 2 -	7	A. C. CIRCUITO GUADALOPE	David SANCHEZ
Jesús M. MUNIESA	A. C. CIRCUITO GUADALOPE	5	- 1 -			



Comisarios deportivos:

Cronometrador:



CAMPEONATO DE VELOCIDAD VIII TROFEO MOTORLAND ARAGON Carrera 2 (10 laps, 53,5 km.)

Clasificación Final

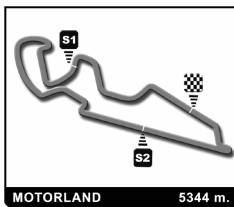
Piloto	Nac	Equipo	Coche	Vlts.	Tiempo	Dif.	Km/h	Mejor Vuelta				
								Vlt.	Tiempo	Km/h		
1	7	David SANCHEZ	A. C. CIRCUITO GUADALOPE	Seat Leon Supercopa 2.0	3	10	23:18.711	-	137.6	8	2:18.314	139.1
2	4	Joaquin RODRIGO	AUTOMOVIL CLUB ZARAGOZA	Renault Clio Cup 2.0	2	10	24:21.308	+1:02.597	131.7	2	2:24.906	132.8
3	16	Angel M. MARTINEZ	A. C. CIRCUITO GUADALOPE	Renault Megane 2.0	2	10	24:26.050	+1:07.339	131.3	5	2:25.139	132.6
4	91	Jordi EGUI	VRT	Renault Clio Cup 2.0	2	10	24:45.001	+1:26.290	129.6	3	2:27.468	130.5
5	88	Luis LOPEZ	A. C. CIRCUITO GUADALOPE	Renault Clio Cup 2.0	2	10	25:04.404	+1:45.693	127.9	8	2:27.529	130.4
6	130	Sergio PERALTA	A. C. CIRCUITO GUADALOPE	Hyundai Accent GT 1.6	1	9	23:59.917	1 Lap	120.3	4	2:37.939	121.8
7	126	Julio GARDE	ESCUADERIA SAN FERMIN	Hyundai Accent 2.0	2	9	24:34.777	1 Lap	117.4	6	2:39.698	120.5
8	37	Alfredo SANCHEZ	SLT RACING	Hyundai Getz 1.6	1	9	24:37.416	1 Lap	117.2	8	2:41.764	119.0
9	34	Oscar SORIANO	SLT RACING	Hyundai Getz Cup 1.5	1	9	24:38.713	1 Lap	117.1	5	2:41.889	118.9
10	35	Alejandro SORIANO	SLT RACING	Citroen Saxo 1.6	1	9	24:53.645	1 Lap	115.9	4	2:43.344	117.8
11	128	Fernando ZABALZA	ESCUADERIA SAN FERMIN	Honda CRX 1.8	2	9	26:39.054	1 Lap	108.3	2	2:35.508	123.7
12	5	Jesús M. MUNIESA	A. C. CIRCUITO GUADALOPE	Porsche 996 GT3 RS 3.6	4	8	20:11.976	2 Laps	127.0	3	2:17.715	139.7
13	6	Albert / Alex COSIN	ALEX COSIN CAMPS	Volkswagen Golf GTI 1.8	CLASICO	8	23:37.193	2 Laps	108.6	8	2:54.232	110.4
14	9	Jesús JOSA	A. C. CIRCUITO GUADALOPE	Mini Cooper 1.3	CLASICO	8	26:08.218	2 Laps	98.2	2	3:03.507	104.9
15	44	Guillaume MEURA	A. C. CIRCUITO GUADALOPE	Volkswagen Golf GTI 1.8	ELECTRICO	8	26:25.062	2 Laps	97.1	2	3:15.984	98.2
No clasificados:												
125	J. Carlos RODRIGUEZ	J. C. RODRIGUEZ BARCALA	Seat Leon 1.8 T	3	6	25:35.843				4	2:25.303	132.4
39	Daniel OLIVER	A. C. CIRCUITO GUADALOPE	Renault Clio 2.0	2	4	9:50.220				3	2:25.333	132.4
132	Gonzalo MATEO	AUTOMOVIL CLUB ZARAGOZA	Porsche 928 3.0	CLASICO	1	4:11.021						
133	Anabel TOSTADO	ESCUADERIA OSONA	Nissan Micra Cup 1.6	1								

Pole	J. MUNIESA		
Vuelta Rápida	Vlt. 3	Jesús M. MUNIESA	2:17.715 139.7 Kph

Hora de publicación:

Estado de pista: **SECO**

Comisarios deportivos:	Cronometrador:
-------------------------------	-----------------------



VIII TROFEO MOTORLAND ARAGON CAMPEONATO DE VELOCIDAD

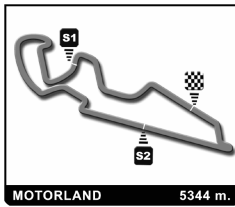
Carrera 2

Planing

MOTORLAND 5344 m.

VUELTA

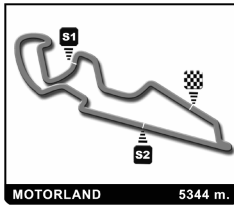
Nº	Pos	Grid	1	2	3	4	5	6	7	8	9	10
5	1	5	5	5	5	5	5	5	5	7	7	7
7	2	7	7	7	7	7	7	7	7	4	4	4
4	3	4	4	4	4	4	4	4	4	16	16	16
91	4	91	16	16	16	16	16	16	16	91	91	91
16	5	16	39	39	39	39	91	91	91	88	88	88
125	6	125	91	91	91	91	88	88	88	5	130	
39	7	39	128	128	88	88	130	130	130	130	126	
88	8	88	88	88	128	128	128	128	126	126	37	
128	9	128	130	130	130	130	126	126	34	37	34	
130	10	130	35	126	126	126	34	34	37	34	35	
6	11	6	126	35	35	35	35	37	35	35	128	
35	12	35	37	34	34	34	37	35	128	128		
37	13	37	34	37	37	37	6	6	6	6		
126	14	126	6	6	6	6	9	9	9	9		
34	15	34	9	9	9	9	44	44	44	44		
133	16	133	44	44	44	44	125	125				
9	17	9	132	125	125							
132	18	132	125									
44	19	44										



VIII TROFEO MOTORLAND ARAGON CAMPEONATO DE VELOCIDAD Carrera 2

MOTORLAND 5344 m. Mejores tiempos de sector

SECTOR 1			SECTOR 2		SECTOR 3		Pos	Piloto	Vuelta Ideal	Mejor Vuelta
Pos	Piloto	Tiempo	Piloto	Tiempo	Piloto	Tiempo				
1	7 D.SANCHEZ	36.226	5 J.MUNIESA	1:08.949	5 J.MUNIESA	30.505	1	5 J.MUNIESA	2'15.846	2:17.715 (1)
2	5 J.MUNIESA	36.392	7 D.SANCHEZ	1:09.460	7 D.SANCHEZ	31.940	2	7 D.SANCHEZ	2'17.626	2:18.314 (2)
3	4 J.RODRIGO	37.727	125 J.RODRIGUEZ	1:12.797	39 D.OLIVER	33.828	3	4 J.RODRIGO	2'24.612	2:24.906 (3)
4	125 J.RODRIGUEZ	37.862	4 J.RODRIGO	1:12.879	4 J.RODRIGO	34.006	4	125 J.RODRIGUEZ	2'24.813	2:25.303 (5)
5	16 A.MARTINEZ	37.876	16 A.MARTINEZ	1:12.985	16 A.MARTINEZ	34.115	5	16 A.MARTINEZ	2'24.976	2:25.139 (4)
6	39 D.OLIVER	38.084	39 D.OLIVER	1:13.405	125 J.RODRIGUEZ	34.154	6	39 D.OLIVER	2'25.317	2:25.333 (6)
7	91 J.EGUI	38.178	88 L.LOPEZ	1:14.108	88 L.LOPEZ	34.312	7	88 L.LOPEZ	2'26.842	2:27.529 (8)
8	88 L.LOPEZ	38.422	91 J.EGUI	1:14.151	128 F.ZABALZA	34.422	8	91 J.EGUI	2'26.976	2:27.468 (7)
9	130 S.PERALTA	40.694	128 F.ZABALZA	1:17.764	91 J.EGUI	34.647	9	128 F.ZABALZA	2'34.395	2:35.508 (9)
10	126 J.GARDE	41.506	130 S.PERALTA	1:18.769	126 J.GARDE	37.224	10	130 S.PERALTA	2'36.955	2:37.939 (10)
11	37 A.SANCHEZ	41.681	37 A.SANCHEZ	1:20.044	130 S.PERALTA	37.492	11	126 J.GARDE	2'39.284	2:39.698 (11)
12	128 F.ZABALZA	42.209	34 O.SORIANO	1:20.188	35 A.SORIANO	38.165	12	37 A.SANCHEZ	2'40.100	2:41.764 (12)
13	34 O.SORIANO	42.258	126 J.GARDE	1:20.554	37 A.SANCHEZ	38.375	13	34 O.SORIANO	2'40.882	2:41.889 (13)
14	35 A.SORIANO	42.678	35 A.SORIANO	1:22.033	34 O.SORIANO	38.436	14	35 A.SORIANO	2'42.876	2:43.344 (14)
15	6 A.COSIN	46.055	6 A.COSIN	1:27.254	6 A.COSIN	39.948	15	6 A.COSIN	2'53.257	2:54.232 (15)
16	9 J.JOSA	47.790	9 J.JOSA	1:29.769	9 J.JOSA	44.245	16	9 J.JOSA	3'01.804	3:03.507 (16)
17	44 G.MEURA	50.280	44 G.MEURA	1:33.766	44 G.MEURA	49.335	17	44 G.MEURA	3'13.381	3:15.984 (17)



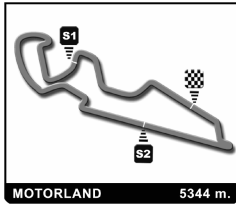
VIII TROFEO MOTORLAND ARAGON

CAMPEONATO DE VELOCIDAD

Después de Carrera 2

Velocidad máxima del evento

Piloto	Equipo	Coche		V. Max	Vlt.	Sesión
5 Jesús M. MUNIESA	A. C. CIRCUITO GUADALOPE	Porsche 996 GT3 RS 3.6	4	280.9	3	Entrenamientos Oficiales
3 Harriet ARRUIBARRENA	PCR SPORT	Seat Leon 2.0	3	255.5	2	Entrenamientos Libres
7 David SANCHEZ	A. C. CIRCUITO GUADALOPE	Seat Leon Supercopa 2.0	3	250.6	9	Entrenamientos Libres
16 Angel M. MARTINEZ	A. C. CIRCUITO GUADALOPE	Renault Megane 2.0	2	237.1	3	Carrera 1
39 Daniel OLIVER	A. C. CIRCUITO GUADALOPE	Renault Clio 2.0	2	237.1	8	Entrenamientos Oficiales
128 Fernando ZABALZA	ESCUADERIA SAN FERMIN	Honda CRX 1.8	2	236.2	8	Carrera 1
88 Luis LOPEZ	A. C. CIRCUITO GUADALOPE	Renault Clio Cup 2.0	2	233.9	4	Entrenamientos Libres
125 J. Carlos RODRIGUEZ	J. C. RODRIGUEZ BARCALA	Seat Leon 1.8 T	3	233.4	7	Entrenamientos Oficiales
132 Gonzalo MATEO	AUTOMOVIL CLUB ZARAGOZA	Porsche 928 3.0	CLASICO	230.7	3	Entrenamientos Oficiales
4 Joaquin RODRIGO	AUTOMOVIL CLUB ZARAGOZA	Renault Clio Cup 2.0	2	229.3	1	Carrera 2
91 Jordi EGUI	VRT	Renault Clio Cup 2.0	2	228.9	8	Carrera 1
126 Julio GARDE	ESCUADERIA SAN FERMIN	Hyundai Accent 2.0	2	218.8	4	Carrera 1
35 Alejandro SORIANO	SLT RACING	Citroen Saxo 1.6	1	212.9	9	Carrera 1
8 Iván PEREZ	A. C. CIRCUITO GUADALOPE	Citroen AX Sport	1	211.0	2	Entrenamientos Oficiales
6 Albert / Alex COSIN	ALEX COSIN CAMPS	Volkswagen Golf GTI 1.8	CLASICO	206.6	8	Carrera 1
34 Oscar SORIANO	SLT RACING	Hyundai Getz Cup 1.5	1	205.5	9	Carrera 2
130 Sergio PERALTA	A. C. CIRCUITO GUADALOPE	Hyundai Accent GT 1.6	1	205.2	8	Entrenamientos Oficiales
37 Alfredo SANCHEZ	SLT RACING	Hyundai Getz 1.6	1	204.5	4	Carrera 2
133 Anabel TOSTADO	ESCUADERIA OSONA	Nissan Micra Cup 1.6	1	202.7	1	Carrera 1
9 Jesús JOSA	A. C. CIRCUITO GUADALOPE	Mini Cooper 1.3	CLASICO	168.0	6	Entrenamientos Oficiales
44 Guillaume MEURA	A. C. CIRCUITO GUADALOPE	Volkswagen Golf GTI 1.8	ELECTRICO	166.4	2	Entrenamientos Libres
36 Tomás ROMANO	SLT RACING	Hyundai Getz 1.6	1	135.6	1	Entrenamientos Libres



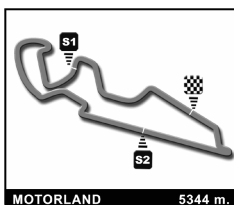
VIII TROFEO MOTORLAND ARAGON

CAMPEONATO DE VELOCIDAD

Carrera 2

Secuencia de vueltas rápidas

Tiempo de sesión	Piloto	Equipo	Coche	Clase	Tiempo	km/h	Vlt.
4:36.792	5 Jesús M. MUNIESA	A. C. CIRCUITO GUADALOPE	Porsche 996 GT3 RS 3.6	4	2:18.237	139.2	2
6:54.507	5 Jesús M. MUNIESA	A. C. CIRCUITO GUADALOPE	Porsche 996 GT3 RS 3.6	4	2:17.715	139.7	3

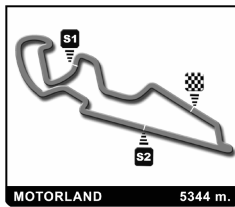


VIII TROFEO MOTORLAND ARAGON CAMPEONATO DE VELOCIDAD Carrera 2

Tiempos por vuelta

■ Piloto Doblado

Nº	Tiempo	Dif.	Nº	Tiempo	Dif.	Nº	Tiempo	Dif.	Nº	Tiempo	Dif.	Nº	Tiempo	Dif.
Vuelta 1			7	2:19.688	7.540	91	2:27.843	1'07.547						
5	2:18.555		9	3:07.767	1 Lap	88	2:28.456	1'26.732						
7	2:22.783	4.228	4	2:25.205	31.315	6	2:55.509	1 Lap						
4	2:29.236	10.681	16	2:25.571	35.006	125	2:37.456	4 Laps						
16	2:31.280	12.725	39	2:26.072	36.883	Vuelta 8								
39	2:32.463	13.908	44	3:16.311	1 Lap	7	2:18.314							
91	2:33.174	14.619	91	2:28.033	43.015	130	2:40.305	1 Lap						
128	2:40.467	21.912	88	2:28.114	1'00.002	126	2:46.069	1 Lap						
88	2:40.708	22.153	128	2:38.781	1'20.193	34	2:42.738	1 Lap						
130	2:45.762	27.207	130	2:37.939	1'30.535	37	2:42.295	1 Lap						
35	2:51.918	33.363	126	2:40.233	1'41.062	35	2:46.726	1 Lap						
126	2:51.968	33.413	35	2:43.344	1'50.366	9	3:27.177	2 Laps						
37	2:56.382	37.827	34	2:42.440	1'51.937	4	2:26.047	51.538						
34	2:56.605	38.050	37	2:42.150	1'51.959	16	2:26.227	55.480						
6	2:58.219	39.664	Vuelta 5			128	3:19.689	1 Lap						
9	3:10.390	51.835	5	2:18.314		91	2:27.702	1'12.546						
44	3:21.840	1'03.285	7	2:18.904	8.130	44	3:20.922	2 Laps						
132	4:11.021	1'52.466	6	2:57.652	1 Lap	88	2:27.529	1'31.558						
Vuelta 2			4	2:25.277	38.278	5	3:58.878	1'36.175						
5	2:18.237		16	2:25.139	41.831	6	2:56.272	1 Lap						
7	2:19.183	5.174	91	2:28.436	53.137	125	2:25.303	4 Laps						
4	2:24.906	17.350	88	2:29.025	1'10.713	Vuelta 9								
16	2:25.905	20.393	9	3:22.213	1 Lap	7	2:22.210							
39	2:26.352	22.023	125	13:11.737	4 Laps	130	2:39.282	1 Lap						
91	2:27.677	24.059	44	3:17.742	1 Lap	126	2:48.843	1 Lap						
128	2:35.508	39.183	130	2:39.308	1'51.529	4	2:26.664	55.992						
88	2:35.741	39.657	128	2:49.887	1'51.766	37	2:41.764	1 Lap						
130	2:40.379	49.349	126	2:40.476	2'03.224	34	2:43.685	1 Lap						
126	2:41.634	56.810	34	2:41.889	2'15.512	16	2:27.204	1'00.474						
35	2:44.925	1'00.051	35	2:44.196	2'16.248	35	2:45.674	1 Lap						
34	2:44.181	1'03.994	37	2:43.309	2'16.954	91	2:27.948	1'18.284						
37	2:44.904	1'04.494	Vuelta 6			88	2:29.072	1'38.420						
6	2:56.171	1'17.598	5	2:20.125		9	3:22.606	2 Laps						
9	3:03.507	1'37.105	7	2:18.501	6.506	128	3:24.314	1 Lap						
44	3:15.984	2'01.032	4	2:25.949	44.102	44	3:17.261	2 Laps						
Vuelta 3			16	2:25.778	47.484	125	2:25.599	4 Laps						
5	2:17.715		6	3:01.817	1 Lap	Vuelta 10								
7	2:19.223	6.682	91	2:28.014	1'01.026	7	2:20.700							
4	2:25.305	24.940	88	2:29.010	1'19.598	6	2:54.232	2 Laps						
16	2:25.587	28.265	125	2:28.993	4 Laps	130	2:38.338	1 Lap						
39	2:25.333	29.641	9	3:13.624	1 Lap	4	2:27.305	1'02.597						
91	2:27.468	33.812	130	2:38.812	2'10.216	16	2:27.565	1'07.339						
88	2:28.776	50.718	128	2:48.958	2'20.599	126	2:45.292	1 Lap						
128	2:38.774	1'00.242	Vuelta 7			37	2:42.118	1 Lap						
130	2:39.792	1'11.426	5	2:21.322		34	2:42.538	1 Lap						
126	2:40.564	1'19.659	126	2:39.698	1 Lap	91	2:28.706	1'26.290						
35	2:43.516	1'25.852	7	2:19.205	4.389	35	2:47.891	1 Lap						
34	2:42.048	1'28.327	34	2:42.589	1 Lap	88	2:27.973	1'45.693						
37	2:41.860	1'28.639	44	3:18.800	2 Laps	125	2:26.755	4 Laps						
6	2:57.321	1'57.204	37	2:42.634	1 Lap	9	3:20.934	2 Laps						
Vuelta 4			35	2:45.455	1 Lap	44	3:16.202	2 Laps						
5	2:18.830		4	2:25.414	48.194	128	3:42.676	1 Lap						
			16	2:25.794	51.956									



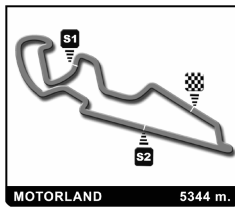
VIII TROFEO MOTORLAND ARAGON CAMPEONATO DE VELOCIDAD

Carrera 2

Vuelta a vuelta

Mejor Personal Mejor de la sesión B Cruzando la línea de meta por el pit lane.

Vlt.	Tiempo	Sector 1	Sector 2	Sector 3	Km/h	T. Sesión	Vlt.	Tiempo	Sector 1	Sector 2	Sector 3	Km/h	T. Sesión
4	Joaquín RODRIGO	AUTOMOVIL CLUB ZARAGOZA Renault Clio Cup 2.0											
1	2:29.236	41.851	1:13.208	34.177	128.9	2:29.236	6	3:27.177	54.382	1:36.595	56.200	92.9	19:24.678
2	2:24.906	37.882	1:12.879	34.145	132.8	4:54.142	7	3:22.606	57.531	1:35.937	49.138	95.0	22:47.284
3	2:25.305	37.812	1:13.318	34.175	132.4	7:19.447	8	3:20.934	50.862	1:38.892	51.180	95.8	26:08.218
4	2:25.205	37.860	1:13.321	34.024	132.5	9:44.652							
5	2:25.277	38.033	1:13.238	34.006	132.5	12:09.929							
6	2:25.949	37.926	1:13.520	34.503	131.8	14:35.878							
7	2:25.414	37.727	1:13.540	34.147	132.3	17:01.292							
8	2:26.047	37.816	1:13.325	34.906	131.8	19:27.339							
9	2:26.664	38.009	1:13.897	34.758	131.2	21:54.003							
10	2:27.305	38.355	1:13.960	34.990	130.6	24:21.308							
5	Jesús M. MUNIESA	A. C. CIRCUITO GUADALOPE Porsche 996 GT3 RS 3.6											
1	2:18.555	39.101	1:08.949	30.505	138.9	2:18.555							
2	2:18.237	36.715	1:10.677	30.845	139.2	4:36.792							
3	2:17.715	36.392	1:10.274	31.049	139.7	6:54.507							
4	2:18.830	36.592	1:11.035	31.203	138.6	9:13.337							
5	2:18.314	36.603	1:11.065	30.646	139.1	11:31.651							
6	2:20.125	36.569	1:11.818	31.738	137.3	13:51.776							
7	2:21.322	37.932	1:10.829	32.561	136.2	16:13.098							
8	3:58.878B	37.996	1:09.920	2:10.962	80.6	20:11.976							
6	Albert / Alex COSIN	ALEX COSIN CAMPS Volkswagen Golf GTI 1.8											
1	2:58.219	49.718	1:27.254	41.247	108.0	2:58.219							
2	2:56.171	47.087	1:28.584	40.500	109.2	5:54.390							
3	2:57.321	47.196	1:29.223	40.902	108.5	8:51.711							
4	2:57.652	46.683	1:29.901	41.068	108.3	11:49.363							
5	3:01.817	47.472	1:31.510	42.835	105.8	14:51.180							
6	2:55.509	47.065	1:27.958	40.486	109.6	17:46.689							
7	2:56.272	47.458	1:28.193	40.621	109.2	20:42.961							
8	2:54.232	46.055	1:28.229	39.948	110.4	23:37.193							
7	David SANCHEZ	A. C. CIRCUITO GUADALOPE Seat Leon Supercopa 2.0											
1	2:22.783	40.066	1:10.550	32.167	134.8	2:22.783							
2	2:19.183	36.493	1:10.441	32.249	138.2	4:41.966							
3	2:19.223	36.431	1:10.423	32.369	138.2	7:01.189							
4	2:19.688	36.645	1:10.695	32.348	137.7	9:20.877							
5	2:18.904	36.614	1:10.350	31.940	138.5	11:39.781							
6	2:18.501	36.226	1:09.601	32.674	138.9	13:58.282							
7	2:19.205	36.328	1:10.547	32.330	138.2	16:17.487							
8	2:18.314	36.868	1:09.460	31.986	139.1	18:35.801							
9	2:22.210	36.338	1:12.866	33.006	135.3	20:58.011							
10	2:20.700	36.728	1:11.244	32.728	136.8	23:18.711							
9	Jesús JOSA	A. C. CIRCUITO GUADALOPE Mini Cooper 1.3											
1	3:10.390	56.376	1:29.769	44.245	101.1	3:10.390							
2	3:03.507	47.887	1:30.359	45.261	104.9	6:13.897							
3	3:07.767	47.790	1:31.734	48.243	102.5	9:21.664							
4	3:22.213	49.844	1:43.098	49.271	95.2	12:43.877							
5	3:13.624	50.147	1:33.934	49.543	99.4	15:57.501							
16	Angel M. MARTINEZ	A. C. CIRCUITO GUADALOPE Renault Megane 2.0											
1	2:31.280	43.272	1:13.814	34.194	127.2	2:31.280							
2	2:25.905	38.197	1:13.245	34.463	131.9	4:57.185							
3	2:25.587	38.108	1:13.030	34.449	132.2	7:22.772							
4	2:25.571	38.169	1:13.165	34.237	132.2	9:48.343							
5	2:25.139	38.039	1:12.985	34.115	132.6	12:13.482							
6	2:25.778	37.876	1:13.360	34.542	132.0	14:39.260							
7	2:25.794	38.135	1:13.101	34.558	132.0	17:05.054							
8	2:26.227	38.025	1:13.740	34.462	131.6	19:31.281							
9	2:27.204	38.341	1:13.904	34.959	130.7	21:58.485							
10	2:27.565	39.209	1:14.017	34.339	130.4	24:26.050							
34	Oscar SORIANO	SLT RACING Hyundai Getz Cup 1.5											
1	2:56.605	52.898	1:24.615	39.092	109.0	2:56.605							
2	2:44.181	43.370	1:22.375	38.436	117.2	5:40.786							
3	2:42.048	42.367	1:21.238	38.443	118.7	8:22.834							
4	2:42.440	42.484	1:20.782	39.174	118.5	11:05.274							
5	2:41.889	42.354	1:20.911	38.624	118.9	13:47.163							
6	2:42.589			38.907	118.3	16:29.752							
7	2:42.738	42.258	1:21.440	39.040	118.2	19:12.490							
8	2:43.685	42.319	1:21.504	39.862	117.6	21:56.175							
9	2:42.538	43.177	1:20.188	39.173	118.4	24:38.713							
35	Alejandro SORIANO	SLT RACING Citroen Saxo 1.6											
1	2:51.918	50.058	1:23.245	38.615	111.9	2:51.918							
2	2:44.925	43.382	1:22.910	38.633	116.7	5:36.843							
3	2:43.516	42.916	1:22.333	38.267	117.7	8:20.359							
4	2:43.344	42.679	1:22.033	38.632	117.8	11:03.703							
5	2:44.196	42.894	1:22.860	38.442	117.2	13:47.899							
6	2:45.455	43.593	1:23.697	38.165	116.3	16:33.354							
7	2:46.726	42.678	1:22.094	41.954	115.4	19:20.080							
8	2:45.674	42.780	1:24.547	38.347	116.1	22:05.754							
9	2:47.891	43.018	1:24.187	40.686	114.6	24:53.645							
37	Alfredo SANCHEZ	SLT RACING Hyundai Getz 1.6											
1	2:56.382	52.027	1:24.990	39.365	109.1	2:56.382							
2	2:44.904	43.969	1:22.351	38.584	116.7	5:41.286							
3	2:41.860	42.412	1:21.073	38.375	118.9	8:23.146							
4	2:42.150	42.804	1:20.423	38.923	118.7	11:05.296							
5	2:43.309	42.665	1:21.645	38.999	117.8	13:48.605							
6	2:42.634	42.785	1:21.437	38.412	118.3	16:31.239							
7	2:42.295	41.896	1:21.803	38.596	118.6	19:13.534							
8	2:41.764	41.681	1:21.383	38.700	119.0	22:05.298							
9	2:42.118	43.393	1:20.044	38.681	118.7	24:37.416							
39	Daniel OLIVER	A. C. CIRCUITO GUADALOPE Renault Clio 2.0											



VIII TROFEO MOTORLAND ARAGON CAMPEONATO DE VELOCIDAD

Carrera 2

Vuelta a vuelta

Mejor Personal Mejor de la sesión B Cruzando la línea de meta por el pit lane.

Vlt.	Tiempo	Sector 1	Sector 2	Sector 3	Km/h	T. Sesión	Vlt.	Tiempo	Sector 1	Sector 2	Sector 3	Km/h	T. Sesión
1	2:32.463	44.184	1:14.309	33.970	126.2	2:32.463	3	2:40.564	42.469	1:20.871	37.224	119.8	8:14.166
2	2:26.352	38.794	1:13.643	33.915	131.5	4:58.815	4	2:40.233	42.405	1:20.554	37.274	120.1	10:54.399
3	2:25.333	38.084	1:13.421	33.828	132.4	7:24.148	5	2:40.476	42.146	1:20.613	37.717	119.9	13:34.875
4	2:26.072	38.197	1:13.405	34.470	131.7	9:50.220	6	2:39.698	41.506	1:20.816	37.376	120.5	16:14.573
							7	2:46.069	43.756	1:24.351	37.962	115.9	19:00.642
							8	2:48.843	42.731	1:26.418	39.694	114.0	21:49.485
							9	2:45.292	43.098	1:23.652	38.542	116.4	24:34.777

44 **Guillaume MEURA**
A. C. CIRCUITO GUADALOPE Volkswagen Golf GTI 1.8

1	3:21.840	57.953	1:33.766	50.121	95.3	3:21.840
2	3:15.984	50.565	1:35.030	50.389	98.2	6:37.824
3	3:16.311	50.280	1:35.179	50.852	98.0	9:54.135
4	3:17.742	51.654	1:36.712	49.376	97.3	13:11.877
5	3:18.800	50.600	1:38.783	49.417	96.8	16:30.677
6	3:20.922	53.171	1:37.990	49.761	95.8	19:51.599
7	3:17.261	51.133	1:36.165	49.963	97.5	23:08.860
8	3:16.202	52.590	1:34.277	49.335	98.1	26:25.062

88 **Luis LOPEZ**
A. C. CIRCUITO GUADALOPE Renault Clio Cup 2.0

1	2:40.708	49.084	1:17.113	34.511	119.7	2:40.708
2	2:35.741	43.193	1:17.948	34.600	123.6	5:16.449
3	2:28.776	40.114	1:14.273	34.389	129.3	7:45.225
4	2:28.114	38.422	1:14.618	35.074	129.9	10:13.339
5	2:29.025	39.504	1:14.108	35.413	129.1	12:42.364
6	2:29.010	39.036	1:14.560	35.414	129.1	15:11.374
7	2:28.456	39.443	1:14.701	34.312	129.6	17:39.830
8	2:27.529	38.601	1:14.191	34.737	130.4	20:07.359
9	2:29.072	38.908	1:15.340	34.824	129.1	22:36.431
10	2:27.973	38.626	1:14.272	35.075	130.0	25:04.404

91 **Jordi EGUI**
VRT Renault Clio Cup 2.0

1	2:33.174	43.675	1:14.306	35.193	125.6	2:33.174
2	2:27.677	38.452	1:14.578	34.647	130.3	5:00.851
3	2:27.468	38.472	1:14.261	34.735	130.5	7:28.319
4	2:28.033	38.670	1:14.605	34.758	130.0	9:56.352
5	2:28.436	38.827	1:14.680	34.929	129.6	12:24.788
6	2:28.014	38.626	1:14.401	34.987	130.0	14:52.802
7	2:27.843	38.889	1:14.151	34.803	130.2	17:20.645
8	2:27.702	38.178	1:14.479	35.045	130.3	19:48.347
9	2:27.948	38.541	1:14.578	34.829	130.1	22:16.295
10	2:28.706	38.882	1:14.732	35.092	129.4	24:45.001

125 **J. Carlos RODRIGUEZ**
J. C. RODRIGUEZ BARCALA Seat Leon 1.8 T

1	13:11.737	44.837	...	36.176	24.3	13:11.737
2	2:28.993	40.254	1:14.199	34.540	129.1	15:40.730
3	2:37.456	39.179	1:23.795	34.482	122.2	18:18.186
4	2:25.303	37.862	1:12.908	34.533	132.4	20:43.489
5	2:25.599	38.648	1:12.797	34.154	132.2	23:09.088
6	2:26.755	39.395	1:12.857	34.503	131.1	25:35.843

126 **Julio GARDE**
ESCUDERIA SAN FERMIN Hyundai Accent 2.0

1	2:51.968	50.824	1:23.220	37.924	111.9	2:51.968
2	2:41.634	42.671	1:21.715	37.248	119.0	5:33.602

128 **Fernando ZABALZA**
ESCUDERIA SAN FERMIN Honda CRX 1.8

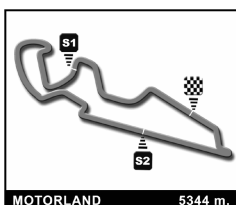
1	2:40.467	47.834	1:17.764	34.869	119.9	2:40.467
2	2:35.508	34.422	123.7	5:15.975
3	2:38.774	42.209	1:19.426	37.139	121.2	7:54.749
4	2:38.781	35.178	121.2	10:33.530
5	2:49.887	48.829	1:26.480	34.578	113.3	13:23.417
6	2:48.958	44.536	1:25.218	39.204	113.9	16:12.375
7	3:19.689	48.649	96.4	19:32.064
8	3:24.314	45.685	94.2	22:56.378
9	3:42.676	55.223	86.4	26:39.054

130 **Sergio PERALTA**
A. C. CIRCUITO GUADALOPE Hyundai Accent GT 1.6

1	2:45.762	48.205	1:19.492	38.065	116.1	2:45.762
2	2:40.379	42.124	1:19.986	38.269	120.0	5:26.141
3	2:39.792	41.991	1:19.557	38.244	120.4	8:05.933
4	2:37.939	41.486	1:18.961	37.492	121.8	10:43.872
5	2:39.308	42.154	1:18.769	38.385	120.8	13:23.180
6	2:38.812	40.694	1:19.749	38.369	121.2	16:01.992
7	2:40.305	41.713	1:20.963	37.629	120.0	18:42.297
8	2:39.282	41.101	1:19.952	38.229	120.8	21:21.579
9	2:38.338	41.255	1:19.291	37.792	121.5	23:59.917

132 **Gonzalo MATEO**
AUTOMOVIL CLUB ZARAGOZA Porsche 928 3.0

1	4:11.021 B	52.405	1:46.205	1:32.411	76.7	4:11.021
---	------------	--------	----------	----------	------	----------



VIII TROFEO MOTORLAND ARAGON CAMPEONATO DE VELOCIDAD Carrera 2

Clasificación Provisional por clase

Nº	Piloto	Nac	Equipo	Coche	Vlts.	Tiempo	Diff.	Km/h	Mejor Vuelta			
									Vlt.	Tiempo	Km/h	
1												
1	130 Sergio PERALTA		A. C. CIRCUITO GUADALOPE	Hyundai Accent GT 1.6	9	23:59.917		120.3	4	2:37.939	121.8	
2	37 Alfredo SANCHEZ		SLT RACING	Hyundai Getz 1.6	9	24:37.416	+37.499	117.2	8	2:41.764	119.0	
3	34 Oscar SORIANO		SLT RACING	Hyundai Getz Cup 1.5	9	24:38.713	+38.796	117.1	5	2:41.889	118.9	
4	35 Alejandro SORIANO		SLT RACING	Citroen Saxo 1.6	9	24:53.645	+53.728	115.9	4	2:43.344	117.8	
No clasificados:												
	133 Anabel TOSTADO		ESCUADERIA OSONA	Nissan Micra Cup 1.6				9 Laps	0.0			
2												
1	4 Joaquín RODRIGO		AUTOMOVIL CLUB ZARAGOZA	Renault Clio Cup 2.0	10	24:21.308		131.7	2	2:24.906	132.8	
2	16 Angel M. MARTINEZ		A. C. CIRCUITO GUADALOPE	Renault Megane 2.0	10	24:26.050	+4.742	131.3	5	2:25.139	132.6	
3	91 Jordi EGUI		VRT	Renault Clio Cup 2.0	10	24:45.001	+23.693	129.6	3	2:27.468	130.5	
4	88 Luis LOPEZ		A. C. CIRCUITO GUADALOPE	Renault Clio Cup 2.0	10	25:04.404	+43.096	127.9	8	2:27.529	130.4	
5	126 Julio GARDE		ESCUADERIA SAN FERMIN	Hyundai Accent 2.0	9	24:34.777	1 Laps	117.4	6	2:39.698	120.5	
6	128 Fernando ZABALZA		ESCUADERIA SAN FERMIN	Honda CRX 1.8	9	26:39.054	1 Laps	108.3	2	2:35.508	123.7	
No clasificados:												
	39 Daniel OLIVER		A. C. CIRCUITO GUADALOPE	Renault Clio 2.0	4	9:50.220		6 Laps	130.4	3	2:25.333	132.4
3												
1	7 David SANCHEZ		A. C. CIRCUITO GUADALOPE	Seat Leon Supercopa 2.0	10	23:18.711		137.6	8	2:18.314	139.1	
No clasificados:												
	125 J. Carlos RODRIGUEZ		J. C. RODRIGUEZ BARCALA	Seat Leon 1.8 T	6	25:35.843		4 Laps	75.2	4	2:25.303	132.4
4												
1	5 Jesús M. MUNIESA		A. C. CIRCUITO GUADALOPE	Porsche 996 GT3 RS 3.6	8	20:11.976		127.0	3	2:17.715	139.7	
CLASICO												
1	6 Albert / Alex COSIN		ALEX COSIN CAMPS	Volkswagen Golf GTI 1.8	8	23:37.193		108.6	8	2:54.232	110.4	
2	9 Jesús JOSA		A. C. CIRCUITO GUADALOPE	Mini Cooper 1.3	8	26:08.218	+2'31.025	98.2	2	3:03.507	104.9	
No clasificados:												
	132 Gonzalo MATEO		AUTOMOVIL CLUB ZARAGOZA	Porsche 928 3.0	1	4:11.021		7 Laps	76.7			
ELECTRICO												
1	44 Guillaume MEURA		A. C. CIRCUITO GUADALOPE	Volkswagen Golf GTI 1.8	8	26:25.062		97.1	2	3:15.984	98.2	

Hora publicación:

Estado de pista:

SECO

Director de carrera:	Cronometrador:
----------------------	----------------